

Open— Air

R|O|D|A

Tales

Collections index	Collections	A	Arena	020
			Aspic	026
			Astra	030
		B	Basket	042
			Bernardo	048
			Brick	052
			Button	058
		C	Calla	066
		D	Dandy	070
		E	Eden	080
			Eolie	094
			Estendo	106
		G	Gamma	118
			Guest	122
		H	Harp	126
		L	Lawrence	138
			Laze	140
			Levante	156
		M	Mamba	172
			Mistral	182
		N	Nap	190
			Network	192
			Norma	204
		O	Onda	214
			Orson	224
		P	Pier	234
			Piper	238
			Plaza	260
			Plein Air	264
		R	Root	278
		S	Spinnaker	284
			Spool	294
			Stork	306
			Surfer	308
		T	Teka	314
			Thea	324
		Z	Zania	328
			Zefiro	332
		Complements	Atlas	338
			Bush On	340
			Caddy	344
			Cortica	346
			Double	348
			Ombrina	354
			Pillow	358
			Tint	360
			Triptyque	362
			Wing	364
	Details		Technical information	377
			Materials and fabrics	412



R O D A



Open-Air

Tales





Storie che parlano di persone e paesaggi, di ore piacevoli e spensieratezza, di intimità e condivisione. Narrazioni di una quotidianità vissuta in pienezza, a contatto con la natura e i suoi elementi. Con luci, forme, sapori, colori e profumi che rimangono impressi nel momento e nel ricordo.



Stories that tell of people and places, of pleasant, carefree hours, of intimacy and sharing. Tales of everyday life, lived to the full, in touch with nature and all its elements. With lights, shapes, flavours, colours and scents that mark the moment and remain imprinted on the memory.



Life's pleasures and customs, open-air rituals that give us fulfilment and energy: a relaxed awakening, a rejuvenating break, an opportunity to spend time with others, a convivial experience. In richness of spirit and amongst the beauty of the environment, in the name of positive emotions.

Piaceri della vita e abitudini, riti all'aria aperta che donano appagamento ed energia: un risveglio rilassato, una pausa rigenerante, un'occasione di incontro, un'esperienza di convivialità. Nella ricchezza dello spirito e nella bellezza dell'ambiente, all'insegna di emozioni positive.



Moments that are a gift, to dedicate to ourselves or to others, as we wish. Generous, complete, intense moments of awareness and sharing. Moments of sincerity, which arise spontaneously and become lively, with enjoyment guiding the sensations.



Momenti che sono un dono, da dedicare a se stessi o agli altri, in libertà. Tempi generosi, completi, intensi, fatti di consapevolezza e accoglienza. Attimi sinceri, che nascono spontanei e si fanno vivaci, con la piacevolezza a guidare le sensazioni.





Orizzonti come casa. Panorami aperti e luminosi per natura, da scoprire, scegliere e contemplare. Luoghi che si fanno scenari per racconti in cui essere protagonisti, immersi nell'armonia e nel benessere dei sensi.

Horizons as home. Open and naturally bright landscapes, just waiting to be discovered, chosen and contemplated. Places that become the settings for stories in which you are the protagonists, stories of harmony and general wellbeing.





Gli arredi RODA partecipano alla realtà di un paesaggio domestico accogliente e vitale: creano spazi outdoor di alta qualità estetica e funzionale e definiscono atmosfere autentiche, grazie al connubio delle caratteristiche felici che da sempre li definiscono. Il catalogo, infatti, è ricco di collezioni dal design curato e continua a svilupparsi con attenzione. Ogni prodotto nasce dalla sensibilità e dall'esperienza che sono proprie dei progettisti e dell'azienda, insieme a tecniche costruttive specializzate, materiali di eccellenza, ricerca in termini di sostenibilità e innovazione. È il mondo di RODA, con i suoi valori: il fatto bene e il bello, insieme, da vivere e abitare.







RODA furnishings play their part in creating a cosy and exuberant domestic setting: they design very attractive and functional outdoor spaces with an authentic feel, thanks to the unique blend of positive features that have always defined them. In fact, the catalogue is packed with carefully designed collections. Each product reflects the sensitivity and experience of the designers and the company, combined with specialised construction techniques, excellent materials, and research into sustainability and innovation. This is the world of RODA, with its values: high-quality, well-made and beauty, combined, for you to live and inhabit.

Sofas
Daybed



Arena ↗ 020 Astra ↗ 030 Basket ↗ 042 Dandy ↗ 070 Eden ↗ 078 Estendo ↗ 106 Levante ↗ 156



Mamba ↗ 172



Mistral ↗ 182 Network ↗ 192 Piper ↗ 238 Spool ↗ 294 Teka ↗ 314 Thea ↗ 324

Lounge chairs
Stools



Astra ↗ 030 Calla ↗ 066 Harp ↗ 126 Harp ↗ 126 Lawrence ↗ 138 Lawrence ↗ 138 Laze ↗ 140




Laze ↗ 140



Levante ↗ 156 Nap ↗ 190 Network ↗ 192 Onda ↗ 214 Orson ↗ 224 Orson ↗ 224 Plein Air ↗ 264

Low tables



Aspic ↗ 026 Basket ↗ 042 Bernardo ↗ 046 Button ↗ 056 Eden ↗ 078 Eolie ↗ 094 Estendo ↗ 106



Levante ↗ 156




Network ↗ 192 Piper ↗ 238 Root ↗ 278 Spool ↗ 294 Stork ↗ 306 Teka ↗ 314 Thea ↗ 324



Zefiro ↗ 332


Chairs
Bar stools



Guest ↗ 122 Harp ↗ 126 Harp ↗ 126 Laze ↗ 140 Levante ↗ 156 Network ↗ 192 Network ↗ 192




Orson ↗ 224



Piper ↗ 238 Piper ↗ 238 Plein Air ↗ 264 Teka ↗ 314 Zania ↗ 328 Zania ↗ 328


Tables
Bar tables



Brick ↗ 050 Button ↗ 056 Gamma ↗ 118 Levante ↗ 156 Pier ↗ 234 Piper ↗ 238 Plaza ↗ 260




Plein Air ↗ 264



Spinnaker ↗ 284 Teka ↗ 314 Zania ↗ 328

Sunloungers



Eolie ↗ 094 Harp ↗ 126 Levante ↗ 156 Mistral ↗ 182 Orson ↗ 224 Piper ↗ 238 Surfer ↗ 308

Complements



Atlas ↗ 338 Bush On ↗ 340 Caddy ↗ 344 Cortica ↗ 346 Double ↗ 348 Ombrina ↗ 354 Pillow ↗ 358



Tint ↗ 360



Triptyque ↗ 362 Wing ↗ 364

Kitchen



019

Norma ↗ 204



All-over softness for a scenographic piece of furniture designed as an elegant, welcoming hybrid of sofa and daybed. The outdoor experience is offered by a hugely comfortable elliptic shape, inclined backrest and a macro weave of padded beframing the structure.

Designed by GORDON GUILLAUMIER

Details p.377

Arena

La morbidezza come protagonista, in un elemento di arredo dall'aspetto scenografico che è sintesi elegante e accogliente tra un divano e un lettino. Per vivere e sentire l'esperienza outdoor grazie a una forma ellittica dal grande comfort, all'inclinazione dello schienale e alla maglia tubolare che incornicia la struttura.

[Back to index](#)







Aspic

Poured concrete is formed into a three-member family of coffee tables with sinuous shapes and a refined terrazzo finish of the tabletops. Tops can be round or oval, resting on solid vertical walls that give the base characterful concave volumes.

Designed by GORDON GUILLAUMIER

Details p.377



Il cemento colato prende forma e si declina in tavoli bassi di tre dimensioni che sorprendono per la sinuosità delle loro forme e la raffinata finitura con graniglia a vista sul piano. Quest'ultimo, di forma rotonda oppure ovale, è sostenuto da solide pareti verticali che generano dei caratteristici volumi concavi alla base.



κ Left page: ASPIC 001 side table. Finish: concrete GREY. Products match: LAZE 001 lounge chair. Finishes: structure SMOKE, cord CLAY. Complements: ATLAS 002 rug. Finish: LEAD. 7 Right page: ASPIC 003 coffee table. Finish: concrete GREY. Products match: LAZE 002 lounge chair high backrest. Finishes: structure SMOKE, cord CLAY. Cushion: ECO C03 Sand. Complements: DOUBLE 033 pouf. Fabric: ECO C06 Grass.



Astra

An elegant collection of reclining furniture, on wheels, dedicated to stary skies: lets you dream and change perspective with a gesture. Astra's design plays on the juxtaposition of solid tubular aluminium and cotton-feel ropes to give a fresh, light and comfortable combination to two lounge armchairs – with high or low backs – and a three-seater sofa. A feature of the range is the armrest of the seats, formed by a double cylinder covered with cords.

Designed by RODOLFO DORDONI

Details p.378





ASTRA 005 sofa. Finishes: structure SMOKE, cord ROSE. Fabric: ECO C04 Rust. Cushions: DOMINO M03 Rust, DEW T57 Rust. Complements: TINT 002 rug. Finish: GREIGE.



Una elegante collezione di arredi reclinabili, su ruote, dedicati ai cieli stellati: per sognare e cambiare prospettiva con un gesto. Il design di Astra gioca accostando solidi tubolari di alluminio e corde con mano cotoniera, a generare una combinazione fresca, leggera e confortevole che si declina in due poltrone lounge – con lo schienale alto oppure basso – e un divano a tre posti. Caratteristico della serie è il bracciolo delle sedute, formato da un doppio cilindro rivestito da corde.











Basket

Neat, uncluttered lines distinguish a family of coffee tables and modular sofas, born together to make the most of available space and create a sophisticated outdoor-living corner. Strapping forms the impeccably hand-woven backrest of the sofas, adding visual richness to the frame's marked orthogonality.



Designed by GORDON GUILLAUMIER

Details p.378

Linee pulite e rigorose caratterizzano questa famiglia di divani modulari e tavolini, nati insieme per razionalizzare al meglio gli spazi disponibili e dare vita a un sofisticato angolo living in esterno. I divani si distinguono per l'accurato intreccio di cinghie, realizzato a mano, che forma lo schienale e arricchisce la marcata ortogonalità della struttura.

Left page: BASKET sofa composition: 357 + 338 sofa, 357 + 334 sofa. Finishes: structure SMOKE, belt GREY. Fabric: OXFORD G01 Mole. Cushions: DEW T43 Sky, DEW T36 Mole. Complements: ATLAS 002 rug. Finish: CLAY. Right page: BASKET 357 + 339 sofa. Finishes: structure SMOKE, belt GREY. Fabric: DEW T36 Mole. Cushion: OXFORD G03 Rust, DEW T57 Rust.







Functional side table with great stability and a linear profile. A white Simplon-granite base, painted stainless steel structure, and square metal top with rounded corners make this a sturdy, practical element suitable for interiors, too. The top of Bernardo is also available round, in glossy or matt stoneware.

Bernardo

Designed by RODOLFO DORDONI


Details p.379

Un complemento funzionale, dai profili lineari e dalla grande stabilità. La caratteristica base di granito bianco del Sempione, la struttura di acciaio inossidabile verniciato e il piano di metallo quadrato con gli angoli smussati lo rendono un elemento di appoggio resistente e pratico, adatto anche agli interni. Il top di Bernardo è disponibile anche rotondo, in gres lucido oppure opaco.

[Back to index](#)



↶ Left page: BERNARDO 353 side table. Finishes: structure and top SMOKE, base SIMPLON WHITE stone. ↷ Right page: BERNARDO 354 side table. Finishes: structure SMOKE, top glazed gres FOREST, base SIMPLON WHITE stone.



Brick

An extensible table shows how wood can be technically designed with visually arresting results. Thanks to a meticulously engineered system of joints, teak slats compose a top of substantial dimensions, stabilised by a solid frame. By sliding apart the two halves of the top, a hidden leaf is easily unfolded at the centre. Such dynamics invite generous conviviality.

Honourable mention from the 2016 Compasso d'Oro ADI award.

Designed by GORDON GUILLAUMIER

Details p.380



Un tavolo allungabile che dimostra come anche con il legno sia possibile fare tecnologia, per arredare e stupire. Grazie a un calibratissimo gioco di incastri, i tasselli di teak compongono e caratterizzano un piano dalle dimensioni importanti, reso stabile da una struttura solida e da un sistema di apertura a farfalla che permette di estrarre con facilità le prolunghe, nascoste dal piano scorrevole. Un tavolo dinamico che invita a una convivialità generosa.

Menzione d'onore al XXIV Premio Compasso d'Oro ADI, nel 2016.







When a table top needs to be suitable both for public and residential spaces. A variety of shapes for this articulated series of square and round dining tables and side tables that stand out for their functionality, practicality and durability. The models in this collection also include a lounge table – for use with armchairs and sofas – and a bar height variant. There is a wide choice of finishes for the tops of each model.



Designed by RODA STUDIO

Details p.381

Button

Quando l'utilizzo trasversale di un elemento di appoggio è fondamentale, sia per il mondo contract sia per l'abitare residenziale. Diverse geometrie caratterizzano una serie articolata di tavoli da pranzo – quadrati e rotondi – e tavolini laterali che spiccano per funzionalità, praticità e resistenza. Tra i modelli della collezione ci sono anche un tavolo lounge – da impiegare con poltrone e divani – e una variante ad altezza bar. Ampia è la proposta di finiture per i top di ciascun modello.









BUTTON 001 table. Finishes: structure MILK, top WR WHITE/TEAK. Products match: GUEST 001 armchair. Finishes: structure MILK, batyline CLAY, seat polyurethane resin MOLE.



↖ Left: BUTTON 004 table. Finishes: structure MILK, top TEAK. Products match: PIPER 022 comfort chair. Finishes: structure MILK, batyline SAND, seat TEAK. ↗ Right: BUTTON 101 bar table. Finishes: structure SMOKE, top TEAK.



Calla



Designed by RODA STUDIO

Con un pensiero alla silhouette di un bellissimo fiore. Calla è una poltroncina dal profilo elegantemente svasato, con la struttura di alluminio e il rivestimento di Batyline. Le parti che la compongono sono disponibili in due diversi abbinamenti di colori, con toni chiari oppure scuri.



The silhouette of a beautiful flower is the image behind the armchair Calla. Its elegantly flaring profile is made of an aluminium frame stretched with Batyline. Its components are available in two colour combinations, light or dark.


Details p.382

↖ Left page: CALLA 001 one-seater sofa. Finishes: structure MILK, batyline SAND. Fabric: OXFORD G01 Mole. Cushion: ECO C03 Sand. ↗ Right page: CALLA 001 one-seater sofa. Finishes: structure SMOKE, batyline GREY. Fabric: OXFORD G01 Mole.



Dandy

The appeal and function of a contemporary upholstered sofa in an outdoor version. Versatile and technologically innovative, its high performance is guaranteed by the quality materials used, but the Dandy is above all very comfortable. The modular design allows for multiple compositions corresponding to the differing requirements of customised use, space enhancement and layout. The seat is available in three sizes. The backrest and armrests can be configured for all types of settings, from the most intimate to the most commodious.



Designed by RODOLFO DORDONI

Details p.383

L'appeal e la funzionalità di un divano tessile contemporaneo, in versione outdoor. Dunque versatile, innovativo nella tecnologia, con alte performance garantite dalla qualità dei materiali utilizzati. E, soprattutto, molto comodo. Dandy è un progetto modulare che consente molteplici composizioni per rispondere alle più differenti esigenze di personalizzazione, valorizzazione e gestione dello spazio. I moduli di seduta sono disponibili in tre dimensioni e gli schienali e i braccioli sono configurabili per qualsiasi ambiente, dal più intimo al più ampio.

DANDY 002 module + 005 backrest, 001 module + 004 backrest. Fabric: DEW T57 Rust. Cushions: DEW T57 Rust, OXFORD G03 Rust. Products match: BERNARDO 353 side table. Finishes: structure and top SMOKE, base SIMPLON WHITE stone.










078

Dandy



079

DANDY sofa 001 module + 005 backrest + 007 backrest.
Fabric: OXFORD G04 Peacock. Cushions: TWIST R03
Teal, ECO C07 Navy.



The shapes of comfort and versatility defining the Eden collection find renewed expression in natural teak in addition to the whitened teak finish. This version amplifies and facilitates the combination possibilities with furniture made in the same wood. Starting with its name, Eden is meant to communicate the pleasure of freedom – it is an invitation to enjoy it outdoors and inside. The design is distinct for its generous volumes and modular practicality, which can be customised at will with mix-and-match materials.

Designed by RODOLFO DORDONI

Details p.384


Eden

Le forme della comodità e della versatilità che definiscono la collezione Eden trovano espressione rinnovata nel legno di teak naturale che si aggiunge alla finitura in teak sbiancato. Questa versione amplia e agevola le possibilità di combinazione con arredi realizzati nella stessa essenza lignea. Eden è un progetto che, fin dal suo nome, comunica il piacere della libertà e invita a goderne tra ambienti interni ed esterni. Il design si distingue per volumi generosi e una pratica modularità, da personalizzare con un mix & match di materiali.

[Back to index](#)



EDEN sofa composition: 003 module + 011 and 012 backrest, 002 and 003 module + 013 backrest, 020 coffee table. Finishes: structure TEAK + backrest SMOKE + batyline OLIVE. Fabrics: DOMINO M04 Grass. Cushions: ECO C03 Sand, ECO C06 Grass, DEW T45 Lime.














Eolie

Like an archipelago of elements, designed and developed around the juxtaposition of a wide iroko wood slat. The Eolie collection boasts a refined, precise and essential design. A distinguishing feature is the freedom to pick and choose amongst its components: sun lounger, low table and gazebo, to be enjoyed by the pool, boat or seaside. In these enclaves of comfort, the choice of colour – both of wood and upholstery – becomes a further variable: the wood is either natural or painted in three desaturated tones, with the grain visible; there is a wide choice of colours in the fabrics for the cushions, which are available in two sizes in addition to the thicker armrest.




Designed by GORDON GUILLAUMIER

Details p.386


Come un arcipelago di elementi, disegnati e sviluppati intorno all'accostamento di una larga doga in legno di iroko. Eolie è una collezione dal disegno raffinato, preciso ed essenziale. Elemento distintivo è la libertà di composizione tra i suoi componenti: lettini prendisole, tavolini e gazebo, da godere in piscina, in barca o in riva al mare. In queste isole di comfort la scelta cromatica – tra legno e rivestimenti – diventa una ulteriore variabile: il legno è al naturale oppure verniciato in tre tonalità desaturate, con le venature a vista; ampia è la scelta dei colori nei tessuti per i cuscini, disponibili in due formati oltre al bracciolo dal maggior spessore.















Designed by LUCA PEVERE

Linear design and modular extension contribute to the flexibility of an elegant and highly functional system. Estendo is a sofa that effortlessly combines straight and curved lines, thanks to the interplay of joints in the upholstered aluminium structure. The seats of the armchair, sofa and chaise longue – for single or double use – are both comfy and capacious. The modules, with and without armrests, are available in various configurations, including a corner formation; there is also a terminal element, to be placed at the end of the sofa, consisting of two seats and a backrest, or a seat with a backrest and a built-in table top. Two models of coffee table, round and rectangular, complete the unit, which adapts conveniently to fit the available space.

Details p.387

Estendo

Design lineare e modularità estensibile assecondano la flessibilità di un sistema elegante e molto funzionale. Estendo è un divano che unisce con semplicità linee rette e curve, grazie al gioco di giunti caratterizzante la struttura in alluminio che ospita gli imbottiti. Le sedute della poltrona, del divano e della chaise longue – da utilizzare singola o doppia – sono accoglienti e generose. I moduli, con e senza braccioli, sono disponibili in diverse configurazioni tra cui quella angolare; è presente anche un elemento terminale, da porre all'estremità del divano, composto da due sedute e uno schienale, oppure da una seduta con schienale e un piano di appoggio integrato. Due modelli di tavolini, tondo e rettangolare, completano l'insieme, che si adatta allo spazio sviluppandosi con armonia.

[Back to index](#)



ESTENDO sofa composition: 222 two-seater terminal left module, 213 two-seater central module, 512 chaise-longue left module. Finish: structure MILK. Fabric: OXFORD G02 Kiwi. Cushions: ECO C06 Grass, TWIST R02 Mint. 2 x ESTENDO 090 coffee table. Finishes: structure MILK, top FARSENA stone. Complements: TINT 002 rug. Finish: BLUEEN.






ESTENDO sofa composition: 211 two-seater right module + 400 corner module + 313 three-seater central module + 212 two-seater left module + 2 x 001 one-seater sofa. Finish: structure SMOKE. Fabric: DOMINO M01 Grey. Cushions: DEW T57 Rust, ECO C04 Rust, SHORE S33 Rust.



Products match: BUTTON 045 side table. Finish: structure and top SMOKE. PIPER 013 coffee table. Finishes: structure SMOKE, top STORM glazed gres. Complements: DOUBLE 031 pouf. Fabric: DEW T57 Rust. DOUBLE 033 pouf. Fabric: ECO C04 Rust. TINT 002 rug. Finish: GREIGE. ATLAS 002 rug. Finish: LEAD.









Designed by RODA STUDIO

Details p.388

Gamma

Quando semplicità, chiarezza ed eleganza nel disegno valorizzano la bellezza dei materiali e delle loro combinazioni. Gamma è un tavolo dai segni essenziali che risponde in modo pragmatico alle richieste di funzionalità e varietà. La sua forma è definita da gambe slanciate – collegate tra loro da una struttura a croce – e da un piano rotondo, disponibile in due dimensioni.

GAMMA 160 table. Finishes: structure SMOKE, top gres NATURAL.





Guest

Stackable, light-weight chair with armrests. Its appeal is immediate. Combinations of materials offer wide-open customisation possibilities and make for true practicality for outdoor areas that are enjoyed on a daily basis.

Designed by RODA STUDIO

Details p.389



Una sedia con braccioli dall'appeal immediato, impilabile e leggera. Il mix di combinazioni materiche disponibili permette una grande personalizzazione e la rende un arredo di vera praticità, per ambienti outdoor da vivere ogni giorno.





The Harp line of seating substantiates craftsmanship, elegance and quality. Chairs, stools, daybeds and armchairs feature a hand-worked stainless-steel structure and hand-stretched double-twisted cording. Colour variants are many, as are the possible combinations between the finishes of the frame and the colours of the cording. This is in order to integrate harmoniously in all settings and with all types of outdoor furniture.

Designed by RODOLFO DORDONI

Details p.389


Harp

Una collezione di sedute che parla di lavorazione artigianale, di eleganza, di qualità. Sedie, sgabelli, lettini, poltroncine dalla struttura in acciaio inossidabile lavorata a mano e dalla cordatura in doppio filo ritorto, eseguita anch'essa a mano. Molte sono le varianti cromatiche disponibili, così come gli abbinamenti tra le finiture della struttura e i colori delle corde: per integrarsi con armonia in ogni contesto e con tutti i tipi di arredo per esterni.














Lawrence

An elegant, timeless icon in the form of a chair and a stool to insert seamlessly in the landscape or sophisticated interior. Water-resistant canvas with leather trim clothes the tips of four triangles forged from metal rod.

Designed by RODOLFO DORDONI

Details p.390



Dal disegno di un'icona elegante e senza tempo, una seduta e uno sgabello che si innestano perfettamente nel paesaggio esterno così come in un sofisticato ambiente interno. Un telo di cotone impermeabile, con inserti in pelle, veste i vertici dei quattro triangoli realizzati in tondino di metallo.




↖ Left page: LAWRENCE 390 lounge chair. Finishes: structure SMOKE, canvas BLUE, SAND, GREEN. LAWRENCE 391 stool. Finishes: structure SMOKE, canvas SAND. ↗ Right page: LAWRENCE 390 lounge chair. Finishes: structure SMOKE, canvas SAND.



Laze

Bold geometrics distinguish this seating collection, consisting of a lounge chair, rocking chair, and dining chair with and without armrests, as well as a comfortable footrest. Its wide, enveloping shell is an invitation to relax, while soft filaments support the body and accommodate the comfortable seat and back cushions, which can be arranged as desired.



Designed by GORDON GUILLAUMIER

Details p.391

Geometrie di grande carattere per una collezione di sedute composta da poltrona, poltrona a dondolo, sedia da pranzo con e senza braccioli, oltre a un comodo poggiatesta. Una scocca larga e avvolgente invita al riposo, mentre i morbidi filamenti sostengono il corpo e accolgono i confortevoli cuscini, di seduta e schienale, che ne completano all'occorrenza la composizione.















This collection is rooted in the unique expertise mastered by RODA in outdoor furniture. Teak, rounded edges and construction details are an indication of meticulous craftsmanship and quality. The family is growing, thanks to the marriage of classic and contemporary tastes, where formal stylistics are united with an all-time outdoor favourite: teak.



Levante

Designed by PIERO LISSONI

Details p.392

Una collezione che è nata grazie all'expertise unica di RODA nella realizzazione degli arredi outdoor, dove il teak, le forme arrotondate e i dettagli costruttivi sono indice di attenzioni e qualità. Una serie che cresce grazie al felice connubio tra gusto classico e contemporaneo, tra linguaggio formale e materiale d'eccellenza per esterni: il teak.

















Mamba

Curved layouts welcome and envelope, as if suspended in mid-air. The Mamba collection is made up of hugely comfortable upholstered sofas with an original design. The modules have different shapes, linear or pentagonal, and can be fitted together to form classic arrangements or obtain unexpected lengths. The backrests lean slightly, opening up the angle they make with the seat. The structures stand on unobtrusive cylindrical feet. This upholstered line demonstrates experienced and excellent Italian manufacturing.

Designed by RODOLFO DORDONI

Details p.393



Profili sinuosi che accolgono e avvolgono, come sospesi. Mamba è una collezione di divani imbottiti dal grande comfort e dal disegno originale: i moduli hanno forme diverse – lineari o pentagonali – e sono aggregabili a piacere per generare volumi classici oppure dare vita a lunghezze inattese. Gli schienali si aprono leggeri per superare la perpendicolarità rispetto alle sedute, mentre le strutture poggiano su piedi cilindrici poco esposti alla vista. Un imbottito che è testimone dell'esperienza e dell'eccellenza manifatturiera italiana.





↶ Left page: MAMBA sofa composition. 001 module right + 011 backrest, 002 module left + 010 backrest, 003 module + 010 backrest. ↷ Right page: 001 module right + 011 and 010 backrest, 003 module + 2 × 010 backrest. Fabrics: DOMINO M04 Grass, ECO C06 Grass. Cushions: PARK K05 Grass, ECO C06 Grass, ECO C03 Sand, ECO C05 Mint.

Products match: LAZE 002 lounge chair high backrest. Finishes: structure SMOKE, cord TEAL; structure SMOKE, cord CLAY. Cushions: TWIST R03 Teal, ECO C03 Sand, ASPIC 001 side table, ASPIC 002 and 003 coffee table. Finish: concrete GREY, ROOT 045 side table. Finishes: structure TEAK, top FOREST glazed gres. Complements: DOUBLE 033 pouf. Fabric: PARK K05 Grass. BUSH ON 002 planter and CORTICA 002 planter. Finish: CORK.








Mistral

A solid teak frame is the common denominator here. Strapping forms the seats of sofas and daybeds with modest dimensions, making them suited for metropolitan settings such as terraces and balconies. The design and the presence of teak are reminiscent of the archetypical RODA Network line of furniture, a timeless success.

Designed by RODOLFO DORDONI

Details p.394




Un solido telaio di teak fa da costante progettuale e accoglie intrecci di cinghie che disegnano le sedute di una serie di divani e lettini dalle dimensioni contenute, adatte anche ad ambienti metropolitani come terrazzi e balconi. Il disegno e la presenza del teak rimandano alla collezione archetipica Network, dal successo senza tempo.











NAP 082 rocking chair. Finishes: structure SMOKE, slats and rockers TEAK. Cushion: DEW T58 Denim. Products match: ROOT 045 side table. Finishes: structure TEAK, top LUNA stone.



Designed by GORDON GUILLAUMIER

Details p.394

Nap

Gioco e funzione insieme, tra il moto dell'altalena e la staticità della seduta. Nap è una poltrona a dondolo accogliente, dalle dimensioni generose e dal comfort che è come un abbraccio avvolgente. Seduta e schienale sono di teak, in larghe doghe, mentre la struttura è realizzata in acciaio inossidabile.



Designed by RODOLFO DORDONI

A historical, iconic collection that illustrates the RODA vision and soul. A complete and accomplished world, a system of furniture based on design, versatility and updated colours, all resulting in its success as a long-seller. From sofa to coffee table, from chair to bench, the variety of models embodies the perfect concept of indoor-outdoor living, dining and relaxing.

Details p.395

Network

Una collezione storica e iconica che parla di RODA, della sua visione e della sua anima. Un mondo completo e compiuto, un vero e proprio sistema di arredi che trova nel design, nella versatilità e nell'aggiornamento dei colori la chiave del suo continuo successo. Dai divani ai tavolini, dalle sedie alle panche, la declinazione perfetta del concetto di in&out tra living, dining e relaxing.

[Back to index](#)



NETWORK sofa composition, NETWORK 121 module right, 123 module central, 122 module left. Finishes: structure TEAK, belt BLUE. Fabric: DEW T58 Denim. Cushion: DEW T59 Navy. NETWORK 028 coffee table. Finish: structure TEAK.









κ Left page: NETWORK 150 bar stool. Finishes: TEAK, belt GREY. Cushion: DEW T36 Mole. Products match: PLAZA 067 bar table. Finish: structure TEAK. ↗ Right page: NETWORK 168 lounge chair. Finishes: structure TEAK, belt GREY. Cushion: DEW T27 Steel. Products match: ROOT 045 side table. Finishes: structure TEAK, top FARSENA stone.







Designed by RODOLFO DORDONI

A project that narrates the world of cooking from the RODA perspective, designed to make the most of outdoor places to be enjoyed in company with others. Norma is an outdoor kitchen that invites conviviality, in the name of a taste for hospitality and beauty, combining comfort, functionality and good design. It is modular, dynamic, versatile and adapts easily to many different sizes and types of space. In addition to the classic burners, Norma's offering also includes a barbecue module with lid, for indirect cooking and protection.

Details p.396

Norma


Un progetto che racconta il mondo della cucina dalla prospettiva di RODA, pensato per completare il senso dei luoghi outdoor da vivere insieme. Norma è una cucina da esterno che invita alla convivialità, in nome del gusto per l'accoglienza e del bello, tra ricerca di comfort, funzionalità e buon design. È componibile, dinamica, versatile e si adatta con facilità a spazi diversi per dimensione e natura. Oltre ai classici fuochi, la proposta di Norma include anche un modulo da barbecue con coperchio, per cottura indiretta e protezione.

[Back to index](#)



NORMA 001 cooking module. Finishes: structure SMOKE, top STAINLESS STEEL, shelves LARCH. NORMA 002 sink module. Finishes: structure and doors SMOKE, top LAPITEC® MOLE, sink STAINLESS STEEL. NORMA 012 grill plate. Finish: STAINLESS STEEL. NORMA 013 tray/cutting board. Finish: LARCH. PIPER 150 bar stool. Finishes: structure SMOKE, belt MINT, seat Poliurethane Resin MOLE. NORMA 003 extension module Finishes: structure SMOKE, top LAPITEC® MOLE.











Fluid lines and deconstructed volumes welcome the most easy-going relaxation. Lounge-chair, chaise-longue and pouf are the elements of the Onda collection, whose cheerful, cosy shapes are ready to animate the atmosphere with refined informality. Seating is soft and compact, with an inner water-repellent liner designed for carefree outdoor use. The base is covered with Batyline, making it immune to rips and suited for uneven paving. A practical strap handle on the two larger pieces makes the Onda easy to move around.

Designed by GORDON GUILLAUMIER

Details p.398

Onda

Geometrie fluide e volumi destrutturati invitano al relax più disinvolto. Poltrona, chaise longue e pouf sono gli elementi che compongono la collezione Onda, dalle forme felici e avvolgenti, pronte ad animare atmosfere di raffinata informalità. Le sedute, morbide e compatte, hanno un rivestimento interno idrorepellente progettato per un utilizzo outdoor senza pensieri; la base, foderata di Batyline, è immune agli strappi e adatta anche su fondi sconnessi. Inoltre una pratica maniglia di cinghia facilita lo spostamento negli spazi dei due elementi più grandi.

[Back to index](#)



ONDA 2 × 001 lounge chair + 003 pouf. Fabric: DOMINO M05 Sky. ONDA 002 chaise longue. Fabric: DOMINO M06 Blue. Products match: ASPIC 002 coffee table. Finish: concrete GREY. BUTTON 045 side table. Finish: structure and top MILK.







ONDA 2 x 001 lounge chair + 003 pouf. Fabric: DOMINO M05 Sky. ONDA 002 chaise longue. Fabric: DOMINO M06 Blue. Products match: ASPIC 002 coffee table. Finish: concrete GREY, BUTTON 045 side table. Finish: structure and top MILK.





A collection with a clean, refined design and bursting with character. Teak is the protagonist in this well-structured series of folding director's chairs: two dining chairs with arms, a lounge chair, a footstool, all endowed with a contemporary and very fresh appeal, thanks also to the hues of the structural fabrics they feature. The two dining chairs have the same wooden frame; one has canvas sides while the other does not. Completing the range is the sun lounger with teak slats, offering ergonomic and comfortable support for long moments of relaxation.



Designed by GORDON GUILLAUMIER

Details p.398

Orson


Una collezione dal design pulito, raffinato, di grande carattere. Il teak è protagonista in una serie articolata di sedute da regista pieghevoli: due poltrone da pranzo, una poltrona lounge, un poggiatesta, tutti arredi dall'appeal contemporaneo e molto fresco, grazie anche ai toni dei tessuti strutturali che li caratterizzano. Le due poltroncine da pranzo presentano la stessa struttura in legno, una è caratterizzata da telini laterali mentre l'altra ne è priva. Completa la gamma il lettino in doghe di teak, un appoggio ergonomico e confortevole per lunghi momenti di riposo.













The geometry of a typical wooden dock gives shape to a table that optimally interprets the style and functionality of “the big table”, an archetype of great utility for outdoor conviviality. Linear and elegant, with a train of teak slats forming the generous tabletop.

Designed by RODOLFO DORDONI



Details p.399

Pier

La geometria della classica struttura di un pontile di legno funge da ispirazione per un tavolo che interpreta al meglio lo stile e la funzionalità di un arredo di grande uso nella convivialità outdoor. Lineare ed elegante, con una teoria di doghe in teak a caratterizzarne l'ampio piano di appoggio.



Piper

A multifarious and diversified collection based on aluminium tubing. The comprehensive range is composed of modular sofas, sunlounger, coffee tables, an extensible dining table and a rich range of chairs and bar stools. Here is a great opportunity for mix-and-match settings, thanks to continuity of design and a wide variety of materials and structural fabrics.



Designed by RODOLFO DORDONI

Details p.400

Una collezione densa e articolata, pensata e declinata intorno al tubolare di alluminio. Un sistema completo che è composto da divani modulari, lettino e tavolini, a cui si aggiungono – per lo spazio del dining – un tavolo allungabile e una ricca proposta di sedie e sgabelli bar. Una felice possibilità di mix&match, grazie alla continuità del disegno dei prodotti e all'ampia varietà di materiali e tessuti strutturali.


















κ Left page: PIPER 022 comfort chair. Finishes: structure MILK; batyline SAND, seat TEAK. ↗ Right page: PIPER 020 chair. Finishes: structure smoke, batyline BROWN, seat TEAK. Cushion: PARK K02 Mole. PIPER 021 armchair. Finishes: structure smoke, batyline BROWN, seat TEAK. PIPER 121 armchair. Finishes: structure smoke, belt BROWN, seat TEAK or polyurethane resin MOLE.







Plaza

Teak comes alive in the simple geometry of this group of tables, conceived for limited spaces. The structure is sturdy but light-weight, suited for the contract sector and for terraces and balconies that integrate with daily life at home.



Designed by RODOLFO DORDONI

Details p.403

L'essenza del teak viene declinata e valorizzata da geometrie semplici e pulite in questa collezione di tavoli pensati in dimensioni contenute. Strutture dall'aspetto solido e al contempo leggero, adatte sia per ambienti contract sia residenziali, in terrazze e balconi "di casa" da vivere ogni giorno.

[Back to index](#)



⌘ Left page: PLAZA 065 table. Finish: structure TEAK. ↗ Right page: PLAZA 066 table. Finish: structure TEAK. Products match: HARP 359 armchair. Finishes: structure SMOKE, cord GREY. Cushion: OXFORD G01 Mole. Complements: CORTICA 002 planter. Finish: CORK.



Plein Air

Welcome guests out of doors, with a clean, refined style. The Plein Air collection is composed of tables and seating and conveys both rigour and lightness in its combination of shapes, lines, materials and sustainable, easy-care finishes. The elements blend effortlessly into their surroundings, thanks to their understated, careful and refined elegance.



Designed by MICHAEL ANASTASSIADES

Details p.403

Accogliere all'aria aperta, nello stile di un design pulito e raffinato. Plein Air è una collezione composta da tavoli e sedute e trasmette al contempo rigore e leggerezza nella sua combinazione di forme, linee, materiali e finiture sostenibili dalla facile gestione. Gli elementi si integrano agilmente nell'ambiente circostante, grazie alla loro sobria, attenta e ricercata eleganza.













⌞ Left page: PLEIN AIR 059 armchair. Finishes: structure SMOKE, batyline GREY. ⌘ Right page: PLEIN AIR 059 armchair. Finish: structure MILK, batyline SAND. Cushion: PARK K01 Sand. Products match: SPINNAKER 034 extendable table. Finishes: structure MILK, top WR WHITE TEAK.





Root

A family of coffee tables boasting a fresh and sophisticated appeal, with a slender top supported on a central leg – made of solid teak – that divides into four ground support points. These items provide practical and serviceable surfaces, solid yet light. Their versatility and character make them suitable for a wide variety of settings.



Designed by RODOLFO DORDONI

Details p.404

Una famiglia di tavolini dall'appeal fresco e sofisticato, dato da un piano sottile accolto su una gamba centrale – in massello di teak – che si scompone in quattro punti di appoggio a terra. Sono arredi che fungono da pratici piani di servizio, solidi e al contempo leggeri. Il loro carattere versatile e la loro personalità li rendono adatti alle più diverse ambientazioni.







Spinnaker

A table that embodies the encounter between design precision and material solidity. Slats in solid teak atop a stainless-steel structure give life to expressive and highly functional geometry. The Spinnaker is an invitation to generous hospitality, thanks to its large extensible top, which effortlessly seats numerous guests.

Designed by GORDON GUILLAUMIER

Details p.404



Un tavolo come incontro tra il rigore del disegno e la solidità della materia, con doghe in massello di teak e una struttura di acciaio inossidabile che danno vita a una geometria espressiva e altamente funzionale. Spinnaker è accoglienza generosa e invitante, grazie al suo grande piano allungabile, apribile a ribalta, che permette di accomodare con agio molti ospiti.














Vibrant woven textures combine with strong, sinuous lines to make a collection of sofas, armchair and coffee tables. Upholstered seats, welcoming and light, are combined with differently covered backrests. The cording wound around the tubular metal frame is similar to thread around a spool, hence the name. Then there is a weave of padded belting, plus a version in Batyline fabric, practical and enveloping.

Designed by RODOLFO DORDONI

Details p.405

Spool

Intrecci e texture vibranti, insieme a linee sinuose e forti, caratterizzano questa collezione di divani, poltrona e tavolini. Gli imbottiti sono accoglienti e leggeri, con un susseguirsi di corde o di cinghie imbottite la cui trama si definisce grazie alla presenza del telaio di tubolare metallico, a ricordare una spola. Pratica e avvolgente è la proposta di schienale in Batyline.















Stork

Teak is sculpted into a small and elegant tripod, graced with a stoneware round top. The resulting side table is an eclectic accessory that handily integrates with all furniture types inside the home, and outdoors.

Designed by GORDON GUILLAUMIER

Details p.406



Come una piccola scultura, con il teak a far da protagonista in un caratteristico appoggio tripode elegantemente modellato. Il top rotondo in gres ne completa la forma. Stork è un tavolino di servizio dall'animo eclettico, capace di integrarsi in ogni contesto di arredo, fuori e dentro casa.



Rational, harmonious lines for an aluminium sunlounger, where great functionality includes stackability. A light-weight and practical bestseller for private homes as well as the contract sector.

Surfer

Designed by RODA STUDIO

Details p.406

Linee razionali e armoniche sono il segno distintivo di questo lettino di alluminio, la cui grande funzionalità è arricchita dall'impilabilità. Un arredo leggero, pratico e molto amato sia per gli ambienti contract sia per le residenze private.










A wide-ranging collection to create settings with compositional harmony, for lounging and dining. The design is based on an original geometric construction in the shape of a prism. A formal detail distinguishes the upholstery: buttons slip through the slats of backrests and armrests perfectly, adding an aesthetic element that prevents the cushions from slipping.



Designed by GORDON GUILLAUMIER

Details p.407

Teka

Una collezione ampia che crea soluzioni living e dining dalla grande armonia compositiva. Il design si sviluppa intorno a una originale geometria costruttiva a forma di prisma. Un dettaglio formale completa il progetto degli imbottiti: una serie di bottoni si incastra perfettamente tra le doghe dello schienale e dei braccioli, aggiungendo un elemento estetico e impedendo ai cuscini di spostarsi.






↶ Left page: TEKA 171 chair and TEKA 172 armchair. Finishes: structure TEAK, batyline NAVY. ↷ Right page: TEKA 171 chair. Finishes: structure TEAK, batyline SAND.







Thea

Soft lines, organic shapes and geometric patterns evoke the harmonious lines of the calathea, a tropical American plant known for the beauty of its striped leaves. The collection is composed of a sofa, armchair and coffee tables, all characterised by the elegant profiles of an aluminium frame.



Designed by ADAM D. TIHANY

Details p.408

Linee morbide, forme organiche e pattern geometrici rievocano le armoniose silhouette della Calathea, pianta dell'America tropicale nota per la bellezza delle sue foglie striate. La collezione è composta da divano, poltrona e tavolini, tutti caratterizzati dagli eleganti profili di un telaio in alluminio.





Zania

Comfortable and functional, the Zania dining table, chair with arms and bar stool integrate readily in all kinds of settings. The collection is made in iroko, a warm-coloured, durable wood with extreme resistance to wet conditions. The design features slatted surfaces and legs with rounded edges, both for the table and stackable chair.



Designed by RODA STUDIO

Details p.409


Comodità e funzionalità per integrarsi con immediatezza nei contesti più differenti. Zania è una collezione composta da un tavolino da pranzo, una sedia con braccioli e uno sgabello bar, tutti in legno di iroko, una essenza dal tono caldo, durevole ed estremamente resistente all'umidità. Il disegno degli arredi è caratterizzato da superfici dogate e da gambe che si mostrano stondate nella parte di appoggio, sia nel tavolo sia nella seduta impilabile.







A slender, circular element rests lightly on its base, creating a structured family of small tables. Lightness and transversality define the Zefiro collection, which adapts easily to different contexts and uses, thanks to the shapes, sizes and finishes available. The base is made of stainless steel, while the top is in aluminium – in a choice of two colours – or natural teak wood.



Designed by PIERO LISSONI

Details p.409

Zefiro

Un elemento circolare sottile si appoggia, lieve, su una struttura e dà vita a un'articolata famiglia di tavolini. Leggerezza e trasversalità definiscono la collezione Zefiro, adattabile a contesti e utilizzi diversi grazie alle forme, dimensioni e finiture disponibili. La struttura è in acciaio inossidabile, mentre il top è in alluminio – con due possibili colorazioni – oppure in legno di teak al naturale.





Complements



338

— 367

Atlas

An outdoor rug can design a layout and gracefully link together furniture. A contemporary feel, softness and sophistication are found in a solid weave with two lateral bands of a different colour. The Atlas is handmade on a loom using synthetic mélange yarn. Extraordinary outdoor performance.



Designed by GORDON GUILLAUMIER
& MARIA GABRIELLA ZECCA

Complements

Details p.410

Tappeti da esterno per disegnare ambienti e legare tra loro elementi di arredo, in armonia. Dal sapore contemporaneo, morbidi e ricercati, sono caratterizzati da una trama in tinta unita con bande di un colore a contrasto, a bordare due lati. Sono realizzati a mano su telaio con un filato di fibra sintetica in tonalità mélange e offrono prestazioni outdoor di altissimo livello.

[Back to index](#)



Extra-large planters with balanced volumes form a tribute to all-natural and sustainable expanded cork. Sturdy, water-repellent, pleasant to the touch, they come in three different hourglass shapes that can either be used singly or combined harmoniously.

Bush On

Designed by GORDON GUILLAUMIER

Complements

Details p.380



Vasi extra large dai volumi equilibrati, pensati come tributo a un materiale completamente naturale ed ecosostenibile: il sughero bruno. Sono solidi, idrorepellenti, con una superficie piacevole al tatto. E sono declinati in tre diverse forme a clessidra, da utilizzare sia singolarmente sia abbinati tra loro in armonia.







The redesign of a charming, useful accessory makes for a refined, light-weight and multifunctional trolley with two stainless steel shelves framed by teak, which are removable in order to be used as helpful trays.

Designed by GORDON GUILLAUMIER

Complements

Details p.382

Caddy

Un accattivante complemento che ripensa i canoni estetici di un arredo di servizio, da appoggio. Dal design raffinato e leggero, la sua struttura è multifunzionale: i due piani di acciaio inossidabile incorniciati dal legno di teak sono estraibili al bisogno, in modo da poter essere usati anche come utili vassoi.

[Back to index](#)





With a visual reference to the trunk of a tree, the cylindrical planter in expanded cork is bevelled at the base. Ready to host and elevate plants and flowers, its material is entirely natural, composed of granules of cork bark melded together with their own resin content by means of high-temperature steam.

Cortica

Designed by RODA STUDIO

Complements

Details p.382

Come per ricordare il tronco di un albero. Un vaso in sughero bruno dalla forma cilindrica smussata sui bordi, pronto a ospitare e valorizzare piante e fiori. Il suo materiale è completamente naturale ed è composto da granuli di corteccia che rimangono uniti tra loro grazie alle resine originarie della pianta e a un trattamento con vapore acqueo ad alta temperatura.

Double

A family of outdoor ottomans can be round, rectangular or square in shape. These are living-room components designed to be taken outdoors, making it possible to bring the atmosphere and commodity of indoor conveniences outside in the form of upholstered furniture. Dynamic and versatile, the pouffes offer playful alternations of volume and colour, an easy way to personalise different types of space – for private and public settings.



Designed by RODOLFO DORDONI

Complements

Details p.384

Una serie di pouf per esterno dalla forma tonda, rettangolare o quadrata. Ovvero dei componenti da salotto progettati per trasferire all'esterno l'atmosfera e la comodità di accoglienti arredi imbottiti da interno. Dinamici e versatili, i pouf rendono possibili giocose alternanze di volumi e colori e lasciano grande spazio alla personalizzazione degli ambienti più diversi, tra dimensione privata e contract.




↶ Left page: DOUBLE 034 pouf. Fabrics: TWIST T02 Mint, TWIST T03 Teal. ↷ Right page: DOUBLE 031 and 033 pouf. Fabric: OXFORD G02 Kiwi. DOUBLE 032 pouf. Finish: 3D net GREY.





A sun-screening structure with a refined Mediterranean feel. Slender tubular steel is fitted with a canopy made of strapping. A light-weight, elegant gazebo that is self-standing and portable thanks to wheels that complete its functional features.



Designed by ANTONINO SCIORTINO

Complements

Details p.397

Ombrina

Una struttura parasole dalla raffinata anima mediterranea, caratterizzata da un sottile tubolare di acciaio che accoglie una copertura composta da una serie di cinghie. Un gazebo leggero ed elegante, autoportante e mobile – grazie alle ruote che ne completano la funzionalità.





Pillow

The first outdoor lighting project to be featured in the RODA product range is a coherent interpretation of the company's spirit. The materials are an original mix for a lamp. The light-weight lantern with natural hues and refined lines has a teak base and a shade made of Canatex and strapping. A practical handle allows it to be floor-standing or hanging. It gives flattering and intimate light, from warm to cool, to complete the atmosphere of impeccable and truly welcoming outdoor settings.

Designed by GORDON GUILLAUMIER

Complements

Details p.399

Primo progetto di illuminazione da esterno del catalogo RODA, ne interpreta con coerenza lo spirito e i materiali, in un mix originale per questa tipologia. Una lanterna leggera, dai toni naturali e dal disegno raffinato, con una base di teak e poi Canatex e cinghia per il paralume e la pratica maniglia che la caratterizza – e la rende una fonte di luce sia da terra sia appesa. Una luce bella e intima, calda o fredda, per completare l'atmosfera di esterni attenti e davvero accoglienti.






Tint

A sophisticated combination of hues and mélange yarns allows the Tint to dialogue with natural surroundings, furniture and people. Two colour variants of warm and cool colours generate a harmonious and refined space, where sunlight adds an elegant note of shimmer. One version is embellished with bands of cool greys and warm browns. The other is composed of different shades of blue united with greens that are the possible tonalities of lush vegetation.

Designed by MARIA GABRIELLA ZECCA

Complements

Details p.410



Una sofisticata combinazione di toni e filati per tappeti che dialogano con l'ambiente e gli arredi. E con le persone che li vivono. Due le varianti di colore in cui cromie calde e fredde generano insieme uno spazio armonioso e raffinato, grazie alla complicità della luce del sole che crea un elegante gioco di tonalità. Un tappeto presenta colori caldi e freddi, sfumati tra loro in fasce di grigi e bruni; l'altro è caratterizzato da fasce con diversi toni di azzurro che si uniscono a tanti, possibili verdi di una vibrante vegetazione.



The name of this family refers to the geometry of the rug surfaces, divided into three identical portions marked by the weft decoratively exposing some of the warp. The resulting effect is like ajouré needlework. Tradition and contemporaneity together allow the rug to furnish an outdoor setting by marking out new spaces while being admirable for its elegance and softness.

Designed by RODA STUDIO

Complements

Details p.410

Triptyque


Il nome della collezione richiama la geometria delle superfici dei tappeti, suddivise in tre porzioni identiche e scandite dall'alternanza tra filato e ordito. Il disegno risultante evoca gli orli a giorno da sartoria: tradizione e contemporaneità insieme, per completare l'arredo di giardini con un elemento che genera nuovi spazi e riesce sempre a stupire per eleganza e morbidezza.

TRIPTYQUE 001 and 002 rug. Finish: NATURAL, STONE, BRICK.



Wing

A handsome screen makes for a backdrop. A stainless-steel frame is fitted with a textile partition composed of strapping. Available in vertical or horizontal sizes. The vertical version can be extended with practical sections, easily hooked on. The Wing is an innovative element with which to create privacy and shape the space of garden or terrace in a functional way.



Designed by RODOLFO DORDONI

Complements

Details p.408

Un elegante paravento che funge da quinta, con una struttura di acciaio inossidabile che si fa telaio per accogliere una parete tessile composta di cinghie. Può essere orizzontale oppure verticale, versione in cui sono previste delle pratiche estensioni dall'aggancio facile. È un elemento innovativo per creare spazi riservati e modulare l'ambiente in modo funzionale, in giardino o in terrazza.



From left to right: WING 001 vertical screen. Finishes: structure RUST, belt OLIVE. WING 002 horizontal screen. Finishes: structure MILK, belt SAND. WING 002 horizontal screen. Finishes: structure SMOKE, belt TOBACCO. WING 001 vertical screen. Finishes: structure SMOKE, belt BROWN. WING 002 horizontal screen. Finishes: structure SMOKE, belt ORANGE. WING 001 vertical screen. Finishes: structure SMOKE, belt BLUE. WING 001 vertical screen + 101 extension. Finishes: structure SMOKE, belt GREY.





Innovazione, tecnologia e passione: da oltre trent'anni, RODA propone la propria visione del design italiano nel mondo e detta, con le sue collezioni, le linee di uno stile sofisticato e cosmopolita. Una storia positiva e solida che nasce dall'amore per gli esterni belli e da vivere. E che ha costruito e diffuso a livello internazionale una rinnovata cultura dell'abitare, fatta di nuovi linguaggi estetici, alta qualità e carattere.

Details



368-431

Innovation, technology and passion: for over thirty years, RODA has been proposing its own vision of the Italian design in the world, dictating with its collections the lines of a sophisticated and cosmopolitan style. A positive and solid story originated in a love for beautiful, liveable outdoor areas. It has unfolded under the construction and international diffusion of a renewed culture of the home environment based on new aesthetic languages, high quality and character.





Tutti i prodotti RODA rappresentano perfettamente il concetto di durevolezza, qualità fondamentale quando si parla di arredi che devono resistere a qualsiasi condizione atmosferica. Ciò significa che i materiali, le tecniche di assemblaggio e i tessuti sono scelti con grande cura in ogni dettaglio. Anche i tessuti, estremamente performanti negli ambienti esterni, sono il risultato di un'attenta ricerca di design tra tecnologia e stile.



All RODA products squarely represent the concept of durability. And durability is a serious quality when you're talking about furniture that must withstand all weather conditions. This means that RODA's materials, assembly techniques and fabrics are very carefully chosen in every detail. Even the fabrics, extremely hi-performing outside, are the result of a technical and stylish design research.

A	Arena	377
	Aspic	377
	Astra	378
B	Basket	378
	Bernardo	379
	Brick	380
	Button	381
C	Calla	382
D	Dandy	383
E	Eden	384
	Eolie	386
	Estendo	387
G	Gamma	388
	Guest	389
H	Harp	389
L	Lawrence	390
	Laze	391
	Levante	392
	Mamba	393
M	Mistral	394
N	Nap	394
	Network	395
	Norma	396
O	Onda	398
	Orson	398
P	Pier	399
	Piper	400
	Plaza	403
	Plein Air	403
R	Root	404
S	Spinnaker	404
	Spool	405
	Stork	406
	Surfer	406
T	Teka	407
	Thea	408
Z	Zania	409
	Zefiro	409
Complements	Atlas	410
	Bush On	380
	Caddy	382
	Cortica	382
	Double	383
	Ombrina	397
	Pillow	399
	Tint	409
	Triptique	410
	Wing	410

Arena


[Back to collection](#)

[Back to index](#)

001 DAYBED

W 203 x D 168 x H 81 cm
Seat H 40 cm

W 79" ¾ x D 66" ¼ x H 31" ¾
Seat H 15" ¾



Metal	Padded belt	Product type	Daybed. Can be twinned to make a tête-à-tête.
Smoke	Clay	Structure	Powder-coated stainless steel.
	Stone	Support	Padded belting of double-twisted acrylic yarn, with cottony finish. The padding is breathable, comfortable polyester fibre.
		Seat cushion	Standard or hydro-draining.
		Decorative back cushions	Optimal comfort and aesthetics are given by three 50 x 50 centimetre plus three 60 x 60 centimetre cushions.

Aspic

[Back to collection](#)

[Back to index](#)

001 SIDE TABLE

Ø 46 x H 45 cm
Ø 18" ½ x H 17" ¾

002 COFFEE TABLE

Ø 90 x H 40 cm
Ø 35" ¾ x 15" ¾

003 COFFEE TABLE

W 150 x D 80 x H 33 cm
W 59" ½ x D 31" ½ x H 13"



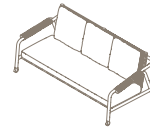
Structure	Product type	Side and coffee table.
Concrete Grey	Structure and top	Concrete. The base of the table shows the material in its original form, while the surface of the top is sanded to bring out the pattern of grit already present in the concrete.



Astra

[Back to collection](#)
[Back to index](#)

001 LOUNGE CHAIR W 83 × D 92 × H 77 cm Seat H 36 cm Arm from H 49 to 59 cm	002 LOUNGE CHAIR HIGH BACKREST W 83 × D 92 × h 107 cm Seat H 36 cm Arm from H 49 to 59 cm	005 SOFA W 190 × D 92 × h 77 cm Seat H 36 cm Arm from H 49 to 59 cm
W 32" ½ × D 36" ¼ × H 30" ¼ Seat H 14" ½ Arm from H 19" ¾ to 23" ¼	W 32" ½ × D 36" ¼ × H 42" ½ Seat H 14" ½ Arm from H 19" ¾ to 23" ¼	W 74" ¾ × D 36" ¼ × H 30" ¼ Seat H 14" ½ Arm from H 19" ¾ to 23" ¼



Code	Metal	Cord Ø 7 mm
711 749 750 759 768	 Smoke Milk	 Grey Sand Brown Tobacco Olive Blue Orange Sky
		Recycled cord Ø 7 mm
		 Clay Mint Rose Stone Teal
Product type	Sofa, lounge-chair, lounge-chair high backrest. Reclining backrest in two positions.	
Structure	Powder-coated aluminium, nylon wheels.	
Cords	Double-twisted polyester or acrylic cording with a cotton-like finish. Tough and resilient, 7-millimetre diameter. All cording is mounted on the furniture by hand.	
Cushions	Standard or hydro-draining. The high backrest lounge-chair comes with optional head cushion.	

Basket

[Back to collection](#)
[Back to index](#)

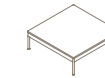
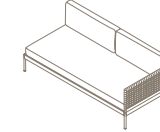
350 MODULE W 90 × D 90 × H 39 cm Seat with cushion H 28 + 11 cm	350 + 330 SOFA W 90 × D 90 × H 67 cm Seat with cushion H 28 + 11 cm	350 + 331 SOFA W 90 × D 90 × H 67 cm Seat with cushion H 28 + 11 cm	350 + 331 SOFA W 90 × D 90 × H 67 cm Seat with cushion H 28 + 11 cm	
W 35" ¾ × D 35" ¾ × H 15" ¾ Seat with cushion H 11" + 4" ¾	W 35" ¾ × D 35" ¾ × H 26" ¾ Seat with cushion H 11" + 4" ¾	W 35" ¾ × D 35" ¾ × H 26" ¾ Seat with cushion H 11" + 4" ¾	W 35" ¾ × D 35" ¾ × H 26" ¾ Seat with cushion H 11" + 4" ¾	
353 MODULE W 135 × D 90 × H 39 cm Seat with cushion H 28 + 11 cm	353 + 333 SOFA W 135 × D 90 × H 67 cm Seat with cushion H 28 + 11 cm	353 + 334 SOFA W 135 × D 90 × H 67 cm Seat with cushion H 28 + 11 cm	353 + 335 SOFA W 135 × D 90 × H 67 cm Seat with cushion H 28 + 11 cm	
W 53" ½ × D 35" ¾ × H 15" ¾ Seat with cushion H 11" + 4" ¾	W 53" ½ × D 35" ¾ × H 26" ¾ Seat with cushion H 11" + 4" ¾	W 53" ½ × D 35" ¾ × H 26" ¾ Seat with cushion H 11" + 4" ¾	W 53" ½ × D 35" ¾ × H 26" ¾ Seat with cushion H 11" + 4" ¾	
357 MODULE W 200 × D 90 × H 39 cm Seat with cushion H 28 + 11 cm	357 + 334 SOFA W 200 × D 90 × H 67 cm Backrest W 135 cm Seat with cushion H 28 + 11 cm	357 + 335 SOFA W 200 × D 90 × H 67 cm Backrest W 135 cm Seat with cushion H 28 + 11 cm	357 + 336 SOFA W 200 × D 90 × H 67 cm Seat with cushion H 28 + 11 cm	357 + 338 SOFA W 200 × D 90 × H 67 cm Seat with cushion H 28 + 11 cm
W 78" ¾ × D 35" ¾ × H 15" ¾ Seat with cushion H 11" + 4" ¾	W 78" ¾ × D 35" ¾ × H 26" ¾ Backrest W 53" ½ Seat with cushion H 11" + 4" ¾	W 78" ¾ × D 35" ¾ × H 26" ¾ Backrest W 53" ½ Seat with cushion H 11" + 4" ¾	W 78" ¾ × D 35" ¾ × H 26" ¾ Seat with cushion H 11" + 4" ¾	W 78" ¾ × D 35" ¾ × H 26" ¾ Seat with cushion H 11" + 4" ¾

378

Basket

[Back to collection](#)
[Back to index](#)

357 + 339 SOFA W 200 × D 90 × H 67 cm Seat with cushion H 28 + 11 cm	351 COFFEE TABLE W 90 × D 90 × H 30 cm
W 78" ¾ × D 35" ¾ × H 26" ¾ Seat with cushion H 11" + 4" ¾	W 35" ¾ × D 35" ¾ × H 11" ¾



Code	Metal	Belt	Product type	Modular sofa and coffee table.
350 353 357	 Smoke	 Grey	Seating structure Backrest structure	Powder-coated stainless steel frame stretched with Batoryline structural fabric. Polyester or acrylic belting with cotton-like finish woven on a stainless steel frame. Tough and resilient.
351	 Smoke	Top Luna Farsena Carrara Marble	Cushions	Standard or hydro-draining.

Bernardo

[Back to collection](#)
[Back to index](#)

353 SIDE TABLE W 50 × D 50 × H 53 cm Base Ø 30 × H 4 cm	354 SIDE TABLE Ø 45 × H 54 cm Base Ø 30 × H 4 cm	367 SIDE TABLE W 50 × D 50 × H 67 cm Base Ø 30 × H 4 cm	368 SIDE TABLE Ø 45 × H 68 cm Base Ø 30 × H 4 cm
W 19" ½ × D 19" ½ × H 20" ¾ Base Ø 11" 7/8 × 1" 5/8	Ø 17" ¾ × H 21" ¼ Base Ø 11" 7/8 × 1" 5/8	W 19" ½ × D 19" ½ × H 26" ¾ Base Ø 11" 7/8 × 1" 5/8	Ø 17" ¾ × H 26" ¾ Base Ø 11" 7/8 × 1" 5/8



Code	Structure /Metal	Top /Metal	Structure /Metal	Top /Metal	Structure /Metal	Top /Metal	Base
353 367	 Smoke	 Smoke	 Milk	 Milk	 Rust	 Rust	 Simplon White Stone
354 368	 Smoke	 Milk	 Rust	Top/Gres Ice Water	 Storm	 Forest Sapphire	 Gres Natural Simplon White Stone
Product type	Side table.						
Structure	Powder-coated stainless steel.						
Top	Square top: powder-coated stainless steel. Round top: glazed or matt stoneware (gres).						
Base	Sanded stone, untreated.						

379

Brick

[Back to collection](#)
[Back to index](#)


002 EXTENDABLE TABLE

W 300 x D 100 x H 75 cm
Under the top H 66 cm

Extension W 420 cm

W 118" 1/8 x D 39" 3/8 x H 29" 1/2
Under the top H 25" 5/4

Extension W 165" 1/2



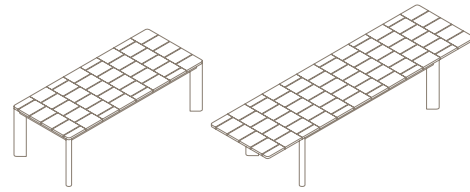
004 EXTENDABLE TABLE

W 240 x D 100 x H 75
Under the top H 66 cm

Extension W 360 cm

W 94" 1/2 x D 39" 3/8 x H 29" 1/2
Under the top H 25" 5/4

Extension W 141" 3/4



Structure	Product type	Extendable dining table, with butterfly opening system, suitable for covered areas.
 Teak	Structure (legs and top)	Teak. Exposure to the weather creates an oxidation patina, one or two millimetres deep, on the wood surface, making it fade to a silver-grey colour. This change does not affect its original characteristics in any way. The grey patina can be avoided or removed by specific maintenance.

Bush On

[Back to collection](#)
[Back to index](#)

001 PLANTER

Ø 78 x H 44 cm
Base Ø 74

Ø 30" 3/4 x H 17" 1/2
Base Ø 29" 1/8

002 PLANTER

Ø 58 x H 60 cm
Base Ø 54


Ø 22" 7/8 x H 23" 5/8
Base Ø 21" 1/4

003 PLANTER

Ø 43 x H 100 cm
Base Ø 47 cm

Ø 17" x H 39" 3/8
Base Ø 18" 1/2



Structure	Product type	Planter/cachepot.
 Cork	Structure	Expanded cork with unique compactness and texture, held together by its natural resin content.



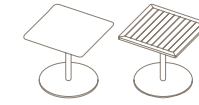
Button

[Back to collection](#)
[Back to index](#)

001 TABLE

W 80 x D 80 x H 74 cm
Base Ø 70 cm
Under the top H 72 cm

W 31" 1/2 x D 31" 1/2 x H 29" 1/8
Base Ø 27" 1/2
Under the top H 28" 3/8



002 TABLE

Ø 80 x H 74 cm
Base Ø 70 cm
Under the top H 72 cm

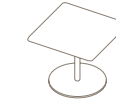
Ø 31" 1/2 x H 29" 1/8
Base Ø 27" 1/2
Under the top H 28" 3/8



003 TABLE

W 90 x D 90 x H 74 cm
Base Ø 70 cm
Under the top H 72 cm

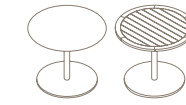
W 35" 3/8 x D 35" 3/8 x H 29" 1/8
Base Ø 27" 1/2
Under the top H 28" 3/8



004 TABLE

Ø 90 x H 74 cm
Base Ø 70 cm
Under the top H 72 cm

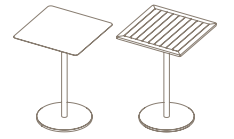
Ø 35" 3/8 x H 29" 1/8
Base Ø 27" 1/2
Under the top H 28" 3/8



101 BAR TABLE

W 80 x D 80 x H 110 cm
Base Ø 70 cm
Under the top H 108 cm

W 31" 1/2 x D 31" 1/2 x H 43" 1/8
Base Ø 27" 1/2
Under the top H 42" 1/2



104 BAR TABLE

Ø 90 x H 110 cm
Base Ø 70 cm
Under the top H 108 cm


Ø 35" 3/8 x H 43" 1/4
Base Ø 27" 1/2
Under the top H 42" 1/2



601 LOW TABLE

W 80 x D 80 x H 67 cm
Base Ø 70 cm
Under the top H 65 cm

W 31" 1/2 x D 31" 1/2 x H 26" 3/8
Base Ø 27" 1/2
Under the top H 25" 1/2



602 LOW TABLE

Ø 80 x H 67 cm
Base Ø 70 cm
Under the top H 65 cm

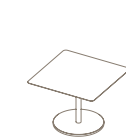
Ø 31" 1/2 x H 26" 3/8
Base Ø 27" 1/2
Under the top H 25" 1/2



603 LOW TABLE

W 90 x D 90 x H 67 cm
Base Ø 70 cm
Under the top H 65 cm


W 35" 3/8 x D 35" 3/8 x H 26" 3/8
Base Ø 27" 1/2
Under the top H 25" 1/2



604 LOW TABLE

Ø 90 x H 67 cm
Base Ø 70 cm
Under the top H 65 cm

Ø 35" 3/8 x H 26" 3/8
Base Ø 27" 1/2
Under the top H 25" 1/2




















045 SIDE TABLE

Ø 45 x H 45 cm
Base Ø 35 cm

Ø 17" 3/4 x H 17" 3/4
Base Ø 13" 3/4



Code	Structure /Metal	Top /Metal	Structure /Metal	Top /Metal	Top				
001 002 003 004 045 101 104 601 602 603 604		+			+				
001 004 601 604		+			+				
101 104		+			+				
Product type	Dining table, bar table, low dining table, side table.								
Structure	Powder-coated aluminium.								
Top	Powder coated aluminium, matt gres, natural teak or weather-resistant whitened teak slats.								

Caddy



[Back to collection](#)
[Back to index](#)

001 BAR TROLLEY

Ø 60 × H 79 cm
Top shelf H 63 cm

Ø 23" ⁵/₈ × H 31" ¹/₄
Top shelf H 24" ³/₄



Structure	Top	Product type	Bar trolley for outdoor use.
 Teak	 Stainless Steel	Structure	Teak. Exposure to the weather creates an oxidation patina, one or two millimetres deep, on the wood surface, making it fade to a silver-grey colour. This change does not affect its original characteristics in any way. The grey patina can be avoided or removed by specific maintenance.
		Tops	Removable trays made of AISI 316 stainless steel with hairline finish.

Calla





[Back to collection](#)
[Back to index](#)

001 ONE-SEATER SOFA

W 81 × D 70 × H 69 cm
Seat H 29 + 13 cm

W 31" ¹/₂ × D 28" × H 27"
Seat H 11" ¹/₄ + 5" ¹/₄



Metal	Batyline	Metal	Batyline	Product type	One seater sofa for outdoor use.
 Smoke	 Grey	 Milk	 Sand	Structure	Powder-coated aluminium.
				Backrest	Batyline.
				Cushions	Standard or hydro-draining.

Cortica


[Back to collection](#)
[Back to index](#)

002 PLANTER

Ø 50 cm × H 50 cm

Ø 19" ⁵/₈ × H 19" ⁵/₈



Structure	Product type	Planter/Cachepot.
 Cork	Structure	Expanded cork with unique compactness and texture, held together by its natural resin content. Lengthy exposure to direct sunlight may result in fading.

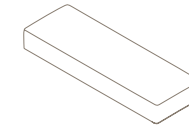
Dandy

[Back to collection](#)
[Back to index](#)

001 MODULE

W 225 × D 75 × H 36 cm

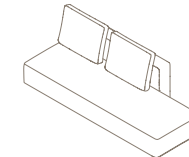
W 88" ⁵/₈ × D 29" ¹/₂ × H 14" ¹/₈



001 + 005 SOFA

W 225 × D 97 × H 60 cm
Backrest H 150 cm
Seat H 36 cm

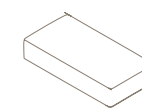
W 88" ⁵/₈ × D 38" ¹/₄ × H 23" ⁵/₈
Backrest H 59"
Seat H 14" ¹/₈



002 MODULE

W 150 × D 75 × H 36 cm

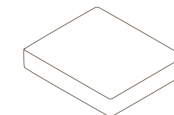
W 59" × D 29" ¹/₂ × H 14" ¹/₈



003 MODULE

W 150 × D 130 × H 36 cm

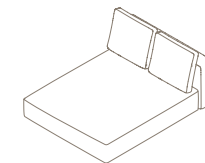
W 59" × D 51" ¹/₄ × H 14" ¹/₈



003 + 006 SOFA

W 150 × D 130 × H 36 cm

W 59" × D 51" ¹/₄ × H 14" ¹/₈

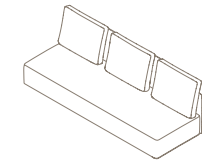


Product type

001 + 004 SOFA

W 225 × D 97 × H 60 cm
Seat H 36 cm

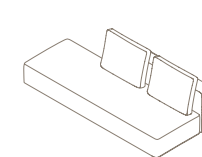
W 88" ⁵/₈ × D 38" ¹/₄ × H 23" ⁵/₈
Seat H 14" ¹/₈



001 + 005 SOFA

W 225 × D 97 × H 60 cm
Backrest H 150 cm
Seat H 36 cm

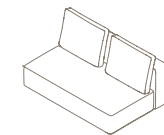
W 88" ⁵/₈ × D 38" ¹/₄ × H 23" ⁵/₈
Backrest H 59"
Seat H 14" ¹/₈



002 + 005 SOFA

W 150 × D 97 × H 60 cm
Seat H 36 cm

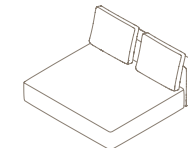
W 59" × D 38" ¹/₄ × H 23" ⁵/₈
Seat H 14" ¹/₈



003 + 005 SOFA

W 150 × D 152 × H 60 cm
Seat H 36 cm

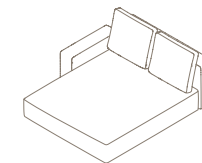
W 59" × D 59" ⁷/₈ × H 23" ⁵/₈
Seat H 14" ¹/₈



003 + 006 + 008 SOFA

W 150 × D 152 × H 60 cm
Seat H 36 cm

W 59" × D 59" ⁷/₈ × H 23" ⁵/₈
Seat H 14" ¹/₈



Structure

Powder-coated aluminium. Adjustable feet.

Padding

Open-cell polyurethane foam of different densities, enclosed in 3D net. The padding is fixed to the structure by elastic belts in synthetic rubber. The 3D net allows the sofa to be used without the fabric covers.

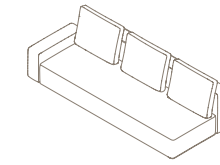
Fabric Covers

Removable cover, fixed to the structure with Velcro strips. Available in all RODA fabrics (≈ p.428–431).

001 + 004 + 008 SOFA

W 247 × D 97 × H 60 cm
Seat H 36 cm – Arm H 44 cm

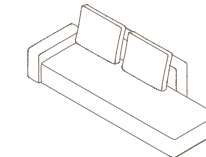
W 97" ¹/₄ × D 38" ¹/₄ × H 23" ⁵/₈
Seat H 14" ¹/₈ – Arm H 17" ³/₈



001 + 005 + 008 SOFA

W 247 × D 97 × H 60 cm
Backrest H 150 cm
Seat H 36 cm – Arm H 44 cm

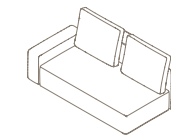
W 97" ¹/₄ × D 38" ¹/₄ × H 23" ⁵/₈
Backrest H 59"
Seat H 14" ¹/₈ – Arm H 17" ³/₈



002 + 005 + 008 SOFA

W 172 × D 97 × H 60 cm
Seat H 36 cm – Arm H 44 cm

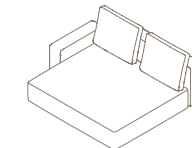
W 67" ³/₄ × D 38" ¹/₄ × H 23" ⁵/₈
Seat H 14" ¹/₈ – Arm H 17" ³/₈



003 + 005 + 008 SOFA

W 172 × D 152 × H 60 cm
Seat H 36 cm – Arm H 44 cm

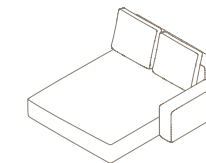
W 67" ³/₄ × D 59" ⁷/₈ × H 23" ⁵/₈
Seat H 14" ¹/₈ – Arm H 17" ³/₈



003 + 006 + 008 SOFA

W 172 × D 152 × H 60 cm
Seat H 36 cm – Arm H 44 cm

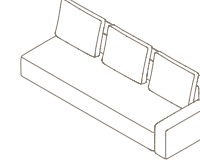
W 67" ³/₄ × D 59" ⁷/₈ × H 23" ⁵/₈
Seat H 14" ¹/₈ – Arm H 17" ³/₈



001 + 004 + 008 SOFA

W 247 × D 97 × H 60 cm
Seat H 36 cm – Arm H 44 cm

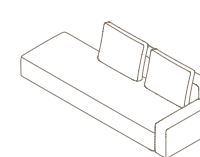
W 97" ¹/₄ × D 38" ¹/₄ × H 23" ⁵/₈
Seat H 14" ¹/₈ – Arm H 17" ³/₈



001 + 005 + 008 SOFA

W 247 × D 97 × H 60 cm
Backrest H 150 cm
Seat H 36 cm – Arm H 44 cm

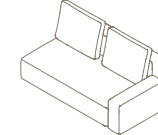
W 97" ¹/₄ × D 38" ¹/₄ × H 23" ⁵/₈
Backrest H 59"
Seat H 14" ¹/₈ – Arm H 17" ³/₈



002 + 005 + 008 SOFA

W 172 × D 97 × H 60 cm
Seat H 36 cm – Arm H 44 cm

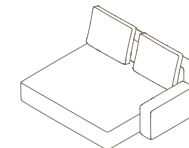
W 67" ³/₄ × D 38" ¹/₄ × H 23" ⁵/₈
Seat H 14" ¹/₈ – Arm H 17" ³/₈



003 + 005 + 008 SOFA

W 172 × D 152 × H 60 cm
Seat H 36 cm – Arm H 44 cm

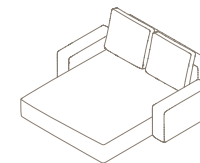
W 67" ³/₄ × D 59" ⁷/₈ × H 23" ⁵/₈
Seat H 14" ¹/₈ – Arm H 17" ³/₈



003 + 006 + 2 × 008 SOFA

W 172 × D 152 × H 60 cm
Seat H 36 cm – Arm H 44 cm

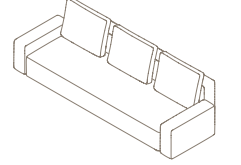
W 67" ³/₄ × D 59" ⁷/₈ × H 23" ⁵/₈
Seat H 14" ¹/₈ – Arm H 17" ³/₈



001 + 004 + 2 × 008 SOFA

W 269 × D 97 × H 60 cm
Seat H 36 cm – Arm H 44 cm

W 105" ⁷/₈ × D 38" ¹/₄ × H 23" ⁵/₈
Seat H 14" ¹/₈ – Arm H 17" ³/₈



Double

031 POUF Ø 60 × H 42 cm Ø 23" 5/8 × H 16" 3/4	032 POUF Ø 90 × H 36 cm Ø 35" 1/2 × H 14" 1/4	033 POUF Ø 120 × H 30 cm Ø 47" 1/4 × H 12"
034 POUF W 50 × D 50 × H 48 cm W 19" 5/8 × D 19" 5/8 × H 18" 7/8	035 POUF W 75 × D 75 × H 38 cm W 29" 1/2 × D 29" 1/2 × H 14" 3/4	036 POUF W 125 × D 75 × H 38 cm W 49" 1/4 × D 29" 1/2 × H 14" 3/4

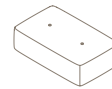


034 POUF

035 POUF

036 POUF

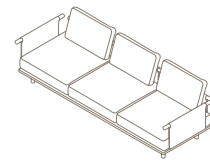
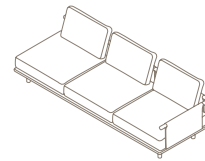
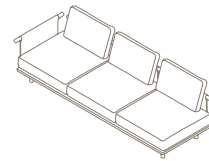
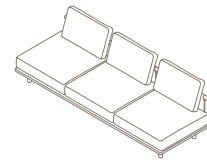
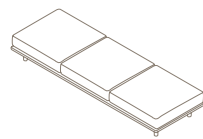
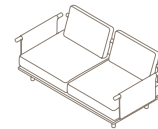
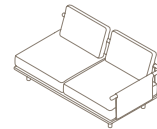
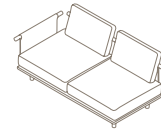
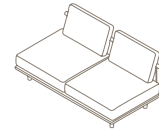
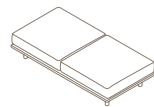
W 50 × D 50 × H 48 cm W 19" 5/8 × D 19" 5/8 × H 18" 7/8	W 75 × D 75 × H 38 cm W 29" 1/2 × D 29" 1/2 × H 14" 3/4	W 125 × D 75 × H 38 cm W 49" 1/4 × D 29" 1/2 × H 14" 3/4
--	--	---



3D Net	Fabrics (all fabrics ↗ p.428-431)	Product type	Upholstered round, square or rectangular ottoman.
Grey	All Fabrics	Structure	Solid nylon base coupled with open-cell synthetic material.
		Padding	High-density open-cell polyurethane, covered with 100% polyester 3D net.

Eden

001 MODULE W 95 × D 95 × H 40 cm Seat with cushion H 22 + 18 cm W 37" 3/8 × D 37" 3/8 × H 15" 3/4 Seat with cushion H 8" 5/8 + 7" 1/8	001 + 011 SOFA W 95 × D 100 × H 66 cm Seat with cushion H 22 + 18 cm W 37" 3/8 × D 39" 1/4 × H 26" Seat with cushion H 8" 5/8 + 7" 1/8	001 + 2 × 011 SOFA W 100 × D 100 × H 66 cm Seat with cushion H 22 + 18 cm W 39" 1/4 × D 39" 1/4 × H 26" Seat with cushion H 8" 5/8 + 7" 1/8	001 + 2 × 011 SOFA W 100 × D 100 × H 66 cm Seat with cushion H 22 + 18 cm W 39" 1/4 × D 39" 1/4 × H 26" Seat with cushion H 8" 5/8 + 7" 1/8	001 + 3 × 011 SOFA W 105 × D 100 × H 66 cm Seat with cushion H 22 + 18 cm W 41" 1/2 × D 39" 1/4 × H 26" Seat with cushion H 8" 5/8 + 7" 1/8
002 MODULE W 190 × D 95 × H 40 cm Seat with cushion H 22 + 18 cm W 74" 7/8 × D 37" 3/8 × H 15" 3/4 Seat with cushion H 8" 5/8 + 7" 1/8	002 + 012 SOFA W 190 × D 100 × H 66 cm Seat with cushion H 22 + 18 cm W 74" 7/8 × D 39" 1/4 × H 26" Seat with cushion H 8" 5/8 + 7" 1/8	002 + 012 + 011 SOFA W 195 × D 100 × H 66 cm Seat with cushion H 22 + 18 cm W 76" 3/4 × D 39" 1/4 × H 26" Seat with cushion H 8" 5/8 + 7" 1/8	002 + 012 + 011 SOFA W 195 × D 100 × H 66 cm Seat with cushion H 22 + 18 cm W 76" 3/4 × D 39" 1/4 × H 26" Seat with cushion H 8" 5/8 + 7" 1/8	002 + 012 + 2 × 011 SOFA W 200 × D 100 × H 66 cm Seat with cushion H 22 + 18 cm W 78" 3/4 × D 39" 1/4 × H 26" Seat with cushion H 8" 5/8 + 7" 1/8
003 MODULE W 285 × D 95 × H 40 cm Seat with cushion H 22 + 18 cm W 112" 1/4 × D 37" 3/8 × H 15" 3/4 Seat with cushion H 8" 5/8 + 7" 1/8	003 + 013 SOFA W 285 × D 100 × H 66 cm Seat with cushion H 22 + 18 cm W 112" 1/4 × D 39" 1/4 × H 26" Seat with cushion H 8" 5/8 + 7" 1/8	003 + 013 + 011 SOFA W 290 × D 100 × H 66 cm Seat with cushion H 22 + 18 cm W 114" 1/4 × D 39" 1/4 × H 26" Seat with cushion H 8" 5/8 + 7" 1/8	003 + 013 + 011 SOFA W 290 × D 100 × H 66 cm Seat with cushion H 22 + 18 cm W 114" 1/4 × D 39" 1/4 × H 26" Seat with cushion H 8" 5/8 + 7" 1/8	003 + 013 + 2 × 011 SOFA W 295 × D 100 × H 66 cm Seat with cushion H 22 + 18 cm W 116" 1/8 × D 39" 1/4 × H 26" Seat with cushion H 8" 5/8 + 7" 1/8



[Back to collection](#)

[Back to index](#)

Eden

003 + 012 SOFA W 285 × D 100 × H 66 cm Seat with cushion H 22 + 18 cm W 112" 1/4 × D 39" 1/4 × H 26" Seat with cushion H 8" 5/8 + 7" 1/8	003 + 012 SOFA W 285 × D 100 × H 66 cm Seat with cushion H 22 + 18 cm W 112" 1/4 × D 39" 1/4 × H 26" Seat with cushion H 8" 5/8 + 7" 1/8	003 + 012 + 011 SOFA W 290 × D 100 × H 66 cm Seat with cushion H 22 + 18 cm W 114" 1/4 × D 39" 1/4 × H 26" Seat with cushion H 8" 5/8 + 7" 1/8	003 + 012 + 011 SOFA W 290 × D 100 × H 66 cm Seat with cushion H 22 + 18 cm W 114" 1/4 × D 39" 1/4 × H 26" Seat with cushion H 8" 5/8 + 7" 1/8	
004 MODULE W 228 × D 135 × H 40 cm Seat with cushion H 22 + 18 cm W 89" 3/4 × D 53" 1/8 × H 15" 3/4 Seat with cushion H 8" 5/8 + 7" 1/8	004 + 011 SOFA W 228 × D 140 × H 66 cm Seat with cushion H 22 + 18 cm W 89" 3/4 × D 55" 1/8 × H 26" Seat with cushion H 8" 5/8 + 7" 1/8	004 + 2 × 011 SOFA W 232 × D 140 × H 66 cm Seat with cushion H 22 + 18 cm W 91" 3/8 × D 55" 1/8 × H 26" Seat with cushion H 8" 5/8 + 7" 1/8	004 + 2 × 011 SOFA W 232 × D 140 × H 66 cm Seat with cushion H 22 + 18 cm W 91" 3/8 × D 55" 1/8 × H 26" Seat with cushion H 8" 5/8 + 7" 1/8	004 + 2 × 011 SOFA W 236 × D 140 × H 66 cm Seat with cushion H 22 + 18 cm W 92" 7/8 × D 55" 1/8 × H 26" Seat with cushion H 8" 5/8 + 7" 1/8
004 + 3 × 011 MODULE W 236 × D 140 × H 66 cm Seat with cushion H 22 + 18 cm W 92" 7/8 × D 55" 1/8 × H 26" Seat with cushion H 8" 5/8 + 7" 1/8	020 COFFEE TABLE W 95 × D 95 × H 22 cm W 37" 3/8 × D 37" 3/8 × H 8" 5/8	220 COFFEE TABLE W 95 × D 95 × H 22 cm W 37" 3/8 × D 37" 3/8 × H 8" 5/8	Gli schienali EDEN 211, 212, 213 con tubolare imbottito hanno le stesse dimensioni degli schienali 011, 012, 013 con rivestimento in Batyline. EDEN 211, 212, 213 backrests with padded belting, have the same size of 011, 012, 013 backrests with Batyline lining.	
Code	Structure	Metal	Batyline	
Sofa composition Batyline	WR Teak Teak	Smoke Milk	Grey Sand Brown Olive Sky Navy Ginger	
Sofa composition padded belt	WR Teak Teak	Smoke Milk	Clay Stone	
Structure				
020	WR Teak Teak			
Structure		Top		
220	WR Teak Teak	Luna Farsena Carrara Marble		
Product type	Modular sofa and coffee table.			
Seating structure	Teak or weather-resistant whitened teak and Batyline.			
Backrest structure	Powder-coated stainless-steel frame stretched either with Batyline or padded belting of double-twisted acrylic yarn, with cottony finish.			
Cushions	Standard or hydro-draining.			
Tops	Weather-resistant whitened teak slats or natural stone.			

[Back to collection](#)

[Back to index](#)

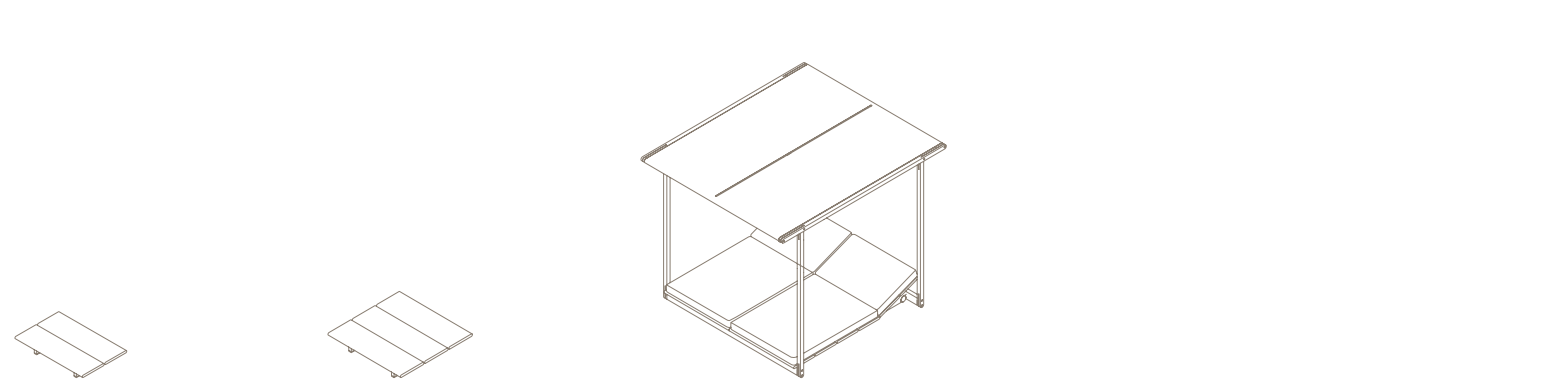
Eolie

[Back to collection](#)

[Back to index](#)

008 SUNLOUNGER	008 CUSHION EOLIE SEAT 100 CM	008 CUSHION EOLIE SEAT 70 CM	008 CUSHION EOLIE ARM (Matching with seat cushion 70 cm)
W 200 × 100 × 17 cm	W 200 × 100 × 8 cm	W 200 × 70 × 8 cm	W 63 × D 29 × H 15
W 78" ¾ × 39" ¾ × 6" ¾	W 78" ¾ × 39" ¾ × 3" ½	W 78" ¾ × 27" ½ × 3" ½	W 24" ¾ × D 11" ¾ × H 5" ½

012 COFFEE TABLE	013 COFFEE TABLE	010 GAZEBO incl. 2 × EOLIE 008 SUNLOUNGER
W 100 × D 66 × H 17 cm	W 100 × D 100 × H 17 cm	W 220 cm × 253 × H 200 cm W 211 × D 200
W 39" ¾ × D 26" × H 6" ¾	W 39" ¾ × D 39" ¾ × H 6" ¾	W 86" ¾ × 99" ¾ × H 78" ¾ W 83" ½ × D 78" ¾



Code	Structure				
008 012 013	<p>Iroko Natural Iroko Olive Iroko Orange Iroko Blue</p>				
010	<table border="1"> <tr> <td>Structure</td> <td>Batylane</td> </tr> <tr> <td> <p>Iroko Natural Iroko Olive Iroko Orange Iroko Blue</p> </td> <td> <p>Grey Sand Brown Navy Olive Ginger Sky</p> </td> </tr> </table>	Structure	Batylane	<p>Iroko Natural Iroko Olive Iroko Orange Iroko Blue</p>	<p>Grey Sand Brown Navy Olive Ginger Sky</p>
Structure	Batylane				
<p>Iroko Natural Iroko Olive Iroko Orange Iroko Blue</p>	<p>Grey Sand Brown Navy Olive Ginger Sky</p>				

Product type	Reclining sunlounger, low table, gazebo. The gazebo comes only with two sunloungers and cannot be set up alone. The sunloungers under the gazebo can be placed next to each other or facing each other.
Structure	Iroko, natural or painted finish. The canopy, tensioned by an aluminium bar, is made of Batylane, in all available colours.
Cushions	The cushion, either hydrodraining or standard, is available in full width or narrower, to use the sunlounger as a side support or to match the thicker armrest cushion.



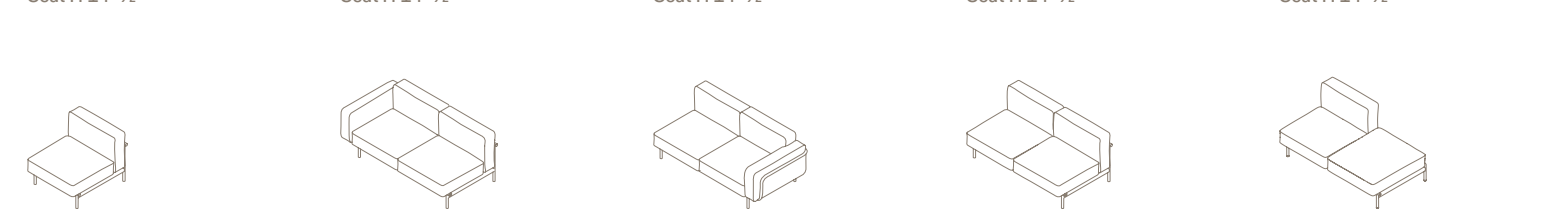
Estendo

[Back to collection](#)

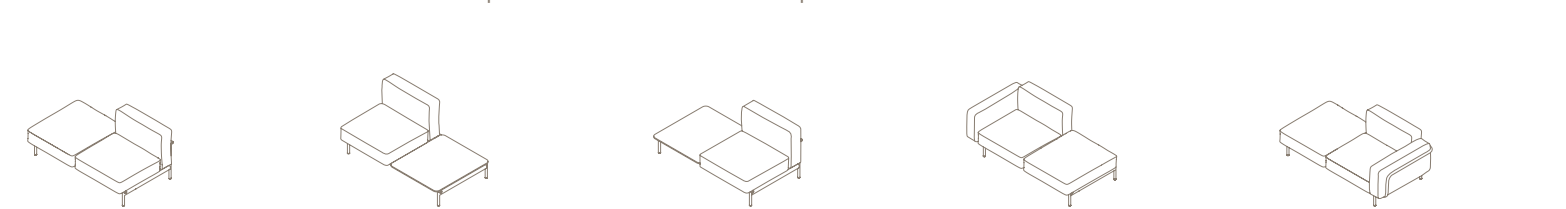
[Back to index](#)

001 ONE - SEATER SOFA	002 TWO - SEATER SOFA	003 THREE - SEATER SOFA	111 ONE - SEATER RIGHT MODULE	112 ONE - SEATER LEFT MODULE
W 111 × D 84 × H 72 cm Seat H 37 cm	W 186 × D 84 × H 72 cm Seat H 37 cm	W 261 × D 84 × H 72 cm Seat H 37 cm	W 93 × D 84 × H 72 cm Seat H 37 cm	W 93 × D 84 × H 72 cm Seat H 37 cm
W 44" × D 33" ¼ × H 28" ¾ Seat H 14" ½	W 73" ¼ × D 33" ¼ × H 28" ¾ Seat H 14" ½	W 103" × D 33" ¼ × H 28" ¾ Seat H 14" ½	W 36" ¾ × D 33" ¼ × H 28" ¾ Seat H 14" ½	W 36" ¾ × D 33" ¼ × H 28" ¾ Seat H 14" ½

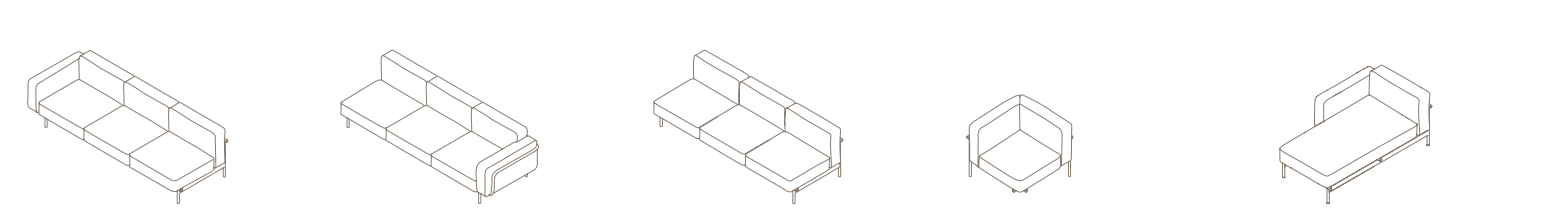
113 ONE - SEATER CENTRAL MODULE	211 TWO - SEATER RIGHT MODULE	212 TWO - SEATER LEFT MODULE	213 TWO - SEATER CENTRAL MODULE	221 TWO - SEATER TERMINAL RIGHT MODULE
W 75 × D 84 × H 72 cm Seat H 37 cm	W 168 × D 84 × H 72 cm Seat H 37 cm	W 168 × D 84 × H 72 cm Seat H 37 cm	W 150 × D 84 × H 72 cm Seat H 37 cm	W 150 × D 84 × H 72 cm Seat H 37 cm
W 29" ½ × D 33" ¼ × H 28" ¾ Seat H 14" ½	W 66" ¼ × D 33" ¼ × H 28" ¾ Seat H 14" ½	W 66" ¼ × D 33" ¼ × H 28" ¾ Seat H 14" ½	W 59" ¼ × D 33" ¼ × H 28" ¾ Seat H 14" ½	W 59" ¼ × D 33" ¼ × H 28" ¾ Seat H 14" ½



222 TWO - SEATER TERMINAL LEFT MODULE	223 TERMINAL RIGHT MODULE	224 TERMINAL LEFT MODULE	225 DAYBED RIGHT MODULE	226 DAYBED LEFT MODULE
W 150 × D 84 × H 72 cm Seat H 37 cm	W 150 × D 84 × H 72 cm Seat H 37 cm - Top H 24 cm	W 150 × D 84 × H 72 cm Seat H 37 cm - Top H 24 cm	W 168 × D 84 × H 72 cm Seat H 37 cm	W 168 × D 84 × H 72 cm Seat H 37 cm
W 59" ¼ × D 33" ¼ × H 28" ¾ Seat H 14" ½	W 59" ¼ × D 33" ¼ × H 28" ¾ Seat H 14" ½ - Top H 9" ½	W 59" ¼ × D 33" ¼ × H 28" ¾ Seat H 14" ½ - Top H 9" ½	W 66" ¼ × D 33" ¼ × H 28" ¾ Seat H 14" ½	W 66" ¼ × D 33" ¼ × H 28" ¾ Seat H 14" ½



311 THREE - SEATER RIGHT MODULE	312 THREE - SEATER LEFT MODULE	313 THREE - SEATER CENTRAL MODULE	400 CORNER MODULE	511 CHAISE LONGUE RIGHT MODULE
W 243 × D 84 × H 72 cm Seat H 37 cm	W 243 × D 84 × H 72 cm Seat H 37 cm	W 225 × D 84 × H 72 cm Seat H 37 cm	W 84 × D 84 × H 72 cm Seat H 37 cm	W 93 × D 153 × H 72 cm Seat H 37 cm
W 95" ¾ × D 33" ¼ × H 28" ¾ Seat H 14" ½	W 95" ¾ × D 33" ¼ × H 28" ¾ Seat H 14" ½	W 88" ¾ × D 33" ¼ × H 28" ¾ Seat H 14" ½	W 33" ¼ × D 33" ¼ × H 28" ¾ Seat H 14" ½	W 36" ¾ × D 60" ¼ × H 28" ¾ Seat H 14" 1/2



512 CHAISE LONGUE LEFT MODULE	513 CHAISE - LONGUE CENTRAL MODULE
W 93 × D 153 × H 72 cm Seat H 37 cm	W 75 × D 153 × H 72 cm Seat H 37 cm
W 36" ¾ × D 60" ¼ × H 28" ¾ Seat H 14" ½	W 29" ½ × D 60" ¼ × H 28" ¾ Seat H 14" ½



Estendo

[Back to collection](#)
[Back to index](#)

090 COFFEE TABLE	091 COFFEE TABLE
W 75 × D 84 × H 24 cm	Ø 110 × H 24 cm
W 29" ½ × D 33" ¼ × H 9" ¾	Ø 43" ½ × H 9" ¾




Code	Metal	
001 225 002 226 003 311 111 312 112 313 113 400 211 511 212 512 213 513 221 222		
	Metal	Top
223 224 090		
091		
Product type	Modular sofa, daybed, chaise-longue and coffee table.	
Structure	Powder coated aluminium.	
Cushions	Standard or hydro-draining.	
Seat support	Slats in polypropylene, reinforced with fibreglass.	
Tops	Gres or natural stone. Teak or WR whitened teak (for 091 coffee table).	

Gamma

[Back to collection](#)
[Back to index](#)

130 TABLE	160 TABLE
Ø 130 x top Gres and Stone H 75 cm – Teak 77 cm	Ø 158 x top Gres H 75 cm – Teak 77 cm
Ø 51" ½ x top Gres and Stone H 29" ½ – Teak 30" ½	Ø 62" ¼ x top Gres H 29" ½ – Teak 30" ½



Code	Metal		Top				
130							
	Metal		Top				
160							
Product type	Table for outdoor use.						
Structure	Powder coated stainless steel legs, connected to one another by a cross structure.						
Tops	Teak slats; stone; matt stoneware (gres). Available in two sizes.						

Guest

[Back to collection](#)
[Back to index](#)

001 ARMCHAIR
W 57 × D 52 × H 83 cm Arm H 66 cm – Seat H 48 cm
W 22" ½ × D 20" ½ × H 32" ¾ Arm H 26" – Seat H 19"



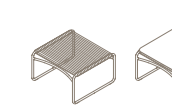
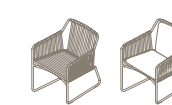
Metal	Batyline IMO	Metal	Batyline IMO	Seat
Product type	Stacking chair with armrests.			
Structure	Powder-coated aluminium.			
Backrest	Batyline certified for fire safety by the International Maritime Organisation. Unique dimensional stability and elevated fire-resistance make it suited for use in public spaces.			
Seat	Teak or polyurethane resin (HiREK®) in the colours mole or grey.			



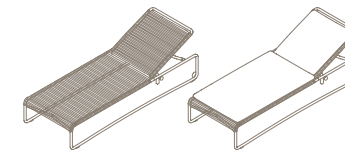
Harp

[Back to collection](#)
[Back to index](#)

349/749 CHAIR	359/759 ARMCHAIR	350/750 BAR STOOL	368/768 LOUNGE CHAIR	311/711 STOOL
W 49 × D 60 × H 81 cm Seat with cushion H 45 + 3 cm	W 54 × D 60 × H 81 – Arm H 65 cm Seat with cushion H 45 + 3 cm	W 49 × D 58 × H 87 cm Seat with cushion H 77 + 3 cm	W 63 × D 65 × H 71 – Arm H 58 cm Seat with cushion H 37 + 3 cm	W 63 × D 63 × H 40 cm Seat with cushion H 37 + 3 cm
W 19" ¾ × D 23" ⅝ × H 31" ⅞ Seat with cushion H 17" ¾ + 1" ¼	W 21" ¼ × D 23" ⅝ × H 31" ⅞ Arm H 25" ⅝ – Seat with cushion H 17" ¾ + 1" ¼	W 19" ¾ × D 23" × H 34" ¼ Seat with cushion H 30" ¼ + 1" ¼	W 24" ¾ × D 25" ⅝ × H 28" Arm H 22" ⅞ – Seat with cushion H 14" ⅝ + 1" ¼	W 24" ¾ × D 24" ¾ × H 15" ¾ Seat with cushion H 14" ⅝ + 1" ¼



304 SUNLOUNGER
W 195 × D 72 × H 32 cm
W 76" ¾ × D 28" ⅝ × H 12" ¾




Harp

[Back to collection](#) [Back to index](#)

Code	Metal	Cord Ø 3 mm
304 311 349 350 359 368	Smoke Milk Rust	Grey Sand Brown Tobacco Olive Blue Orange Sky
		Recycled cord Ø 3 mm
		Clay Mint Rose Stone Teal
711 749 750 759 768	Smoke Milk Rust	Grey Sand Brown Tobacco Olive Blue Orange Sky
		Recycled cord Ø 7 mm
		Clay Mint Rose Stone Teal

Product type	Dining chair, dining chair with armrests, bar stool, lounge chair, stool and sunlounger.
Structure	Powder-coated stainless steel.
Cords	Double-twisted polyester or acrylic cording with a cotton-like finish. Tough and resilient. Cording comes in diameters of 3 or 7 millimetres for all products except the sunlounger, which is expressly made in the 3-millimetre size. All cording is mounted on the furniture by hand.
Cushions	Standard or hydro-draining.



Lawrence

390 LOUNGE CHAIR	391 STOOL
W 76 × D 80 × H 99 cm Seat H 45 cm	W 76 × D 50 × H 45 cm
W 29" 7/8 × D 31" 1/2 × H 39" Seat H 17" 3/4	W 29" 7/8 × D 19" 3/4 × H 17" 3/4




Metal	Canvas	Product type	Lounge-chair and stool.
Smoke Sand Green Blue		Structure	Powder-coated stainless steel.
		Canvas	Structural all-cotton fabric waterproofed with Teflon and trimmed with leather.

Laze


[Back to collection](#) [Back to index](#)

001 LOUNGE CHAIR	002 LOUNGE CHAIR HIGH BACKREST	003 ROCKING CHAIR
W 95 × D 90 × H 76 cm Seat H 37 cm	W 95 × D 90 × H 95 cm Seat H 37 cm	W 95 × D 99 × H 82 cm Seat H 35 cm
W 37" 1/2 × D 35" 1/2 × H 29" 3/4 Seat H 14" 1/4	W 37" 1/2 × D 35" 1/2 × H 37" 1/2 Seat H 14" 1/4	W 37" 1/2 × D 38" 3/4 × H 32" 1/4 Seat H 13" 3/4
004 STOOL	049 CHAIR	059 ARMCHAIR
W 95 × D 60 × H 37 cm	W 56 × D 55 × H 79 cm Seat H 47 cm	W 59 × D 55 × H 79 cm Seat H 47 cm – Arm H 65 cm
W 37" 1/2 × D 23" 1/4 × H 14" 1/4	W 22" 1/2 × D 21" 5/8 × H 31" 1/8 Seat H 18" 1/2	W 23" 1/4 × D 21" 5/8 × H 31" 1/8 Seat H 18" 1/2 – Arm H 25" 5/8



Code	Metal	Cord Ø 7 mm
001 002 003 004 049 059	Smoke Milk	Grey Sand Brown Tobacco Olive Blue Orange Sky
		Recycled cord Ø 7 mm
		Clay Mint Rose Stone Teal
001 002 003 004	Rust	Grey Sand Brown Tobacco Olive Blue Orange Sky
		Recycled cord Ø 7 mm
		Clay Mint Rose Stone Teal




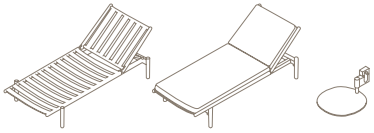

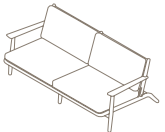
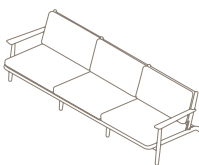
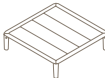

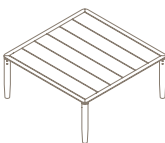
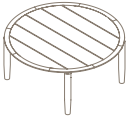
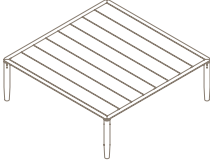
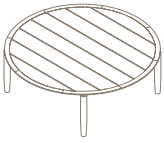
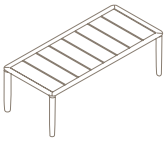
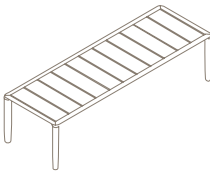



Product type	Chair, chair with arms, lounge chair, lounge chair with high backrest, rocking chair and stool.
Structure	Powder-coated stainless steel.
Cords	Double-twisted polyester or acrylic cording with a cotton-like finish. Tough and resilient, 7-millimetre diameter. All cording is mounted on the furniture by hand.
Cushions	Standard or hydro-draining. Lounge chairs and rocking chair come with seat + back cushion, or seat cushion only.




Levante

[Back to collection](#)

[Back to index](#)

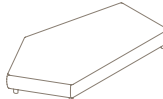
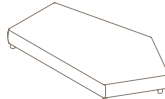
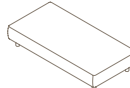
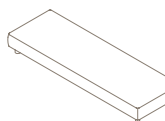

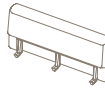
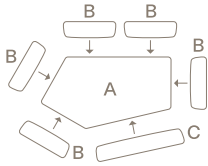
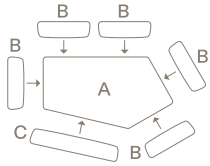
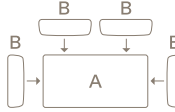
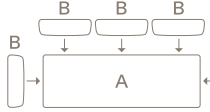
<p>001 ARMCHAIR</p> <p>W 62 × D 60 × H 80 cm Seat H 45 – Arm H 65 cm</p> <p>W 24" ½ × D 23" ¾ × H 31" ½ Seat H 17" ¾ – Arm H 25" ½</p> 	<p>007 LOUNGE CHAIR</p> <p>W 80 × D 90 × H 75 cm Seat H 40 – Arm H 60 cm</p> <p>W 31" ½ × D 35" ¾ × H 29" ½ Seat H 15" ¾ – Arm H 23" ¾</p> 	<p>008 CHAISE LONGUE</p> <p>W 80 × D 145 × H 80 cm Seat H 40 – Arm H 60 cm</p> <p>W 31" ½ × D 57" ¾ × H 31" ½ Seat H 15" ¾ – Arm H 23" ¾</p> 	<p>009 SUNLOUNGER</p> <p>W 201 × D 87 × H 31 cm</p> <p>W 79" ¾ × D 34" ¼ × H 12" ¼</p> 	<p>010 SERVICE TABLE</p> <p>W 26 × D 33 × H 10 cm</p> <p>W 10" ¼ × D 13" × H 3" ¾</p> 
<p>102 SOFA</p> <p>W 185 × D 103 × H 72 cm Arm H 41 cm</p> <p>W 72" ¾ × D 40" ½ × H 28" ½ Arm H 16"</p> 	<p>103 SOFA</p> <p>W 277 × D 103 × H 72 cm Arm H 41 cm</p> <p>W 109" ½ × D 40" ½ × H 28" ½ Arm H 16"</p> 	<p>012 COFFEE TABLE</p> <p>W 120 × D 120 × H 31 cm</p> <p>W 47" ¼ × D 47" ¼ × H 12" ¾</p> 	<p>013 COFFEE TABLE</p> <p>W 120 × D 68 × H 31 cm</p> <p>W 47" ¼ × D 26" ¾ × H 12" ¾</p> 	<p>017 TABLE</p> <p>W 171 × D 171 × H 75 cm Under the top H 65 cm</p> <p>W 67" ¾ × D 67" ¾ × H 29" ½ Under the top H 25" ¾</p> 
<p>018 TABLE</p> <p>Ø 170 × H 75 cm Under the top H 65 cm</p> <p>Ø 67" × H 29" ½ Under the top H 25" ¾</p> 	<p>020 TABLE</p> <p>W 223 × D 223 × H 75 cm Under the top H 65 cm</p> <p>W 87" ¾ × D 87" ¾ × H 29" ½ Under the top H 25" ¾</p> 	<p>021 TABLE</p> <p>Ø 221 × H 75 cm Under the top H 65 cm</p> <p>Ø 87" × H 29" ½ Under the top H 25" ¾</p> 	<p>022 TABLE</p> <p>W 223 × D 100 × H 75 cm Under the top H 65 cm</p> <p>W 87" ¾ × D 39" ¾ × H 29" ½ Under the top H 25" ¾</p> 	<p>030 TABLE</p> <p>W 300 × D 100 × H 75 Under the top H 65 cm</p> <p>W 118" ½ × D 39" ¾ × H 29" ½ Under the top H 25" ¾</p> 
Code	Structure + Top	Product type	Sofa, coffee table, dining chair with arms, dining table, folding lounge chair and chaise longue, reclining sunlounger with optional stainless steel service table.	
001 007 008 009 010 102 103 012	 Teak	Structure	Teak. Exposure to the weather creates an oxidation patina, one or two millimetres deep, on the wood surface, making it fade to a silver-grey colour. This change does not affect its original characteristics in any way. The grey patina can be avoided or removed by specific maintenance.	
	 Metal	Top	Slatted teak.	
010	 Smoke	Cushions	Standard or hydro-draining.	



Mamba

[Back to collection](#)

[Back to index](#)

<p>001 MODULE</p> <p>W 189 × D 109 × H 34 cm Module + backrest H 70 cm</p> <p>W 78" × D 42" ¾ × H 13" ¾ Module + backrest H 27" ½</p> 	<p>002 MODULE</p> <p>W 189 × D 109 × H 34 cm Module + backrest H 70 cm</p> <p>W 78" × D 42" ¾ × H 13" ¾ Module + backrest H 27" ½</p> 	<p>003 MODULE</p> <p>W 160 × D 80 × H 34 cm Module + backrest H 70 cm</p> <p>W 63" × D 31" ½ × H 13" ¾ Module + backrest H 27" ½</p> 	<p>004 MODULE</p> <p>W 240 × D 80 × H 34 cm module + backrest H 70 cm</p> <p>W 94" ½ × D 31" ½ × H 13" ¾ module + backrest H 27" ½</p> 
<p>010 BACKREST</p> <p>W 80 × D 24 × H 57 cm</p> <p>W 31" ½ × D 9" ½ × H 22" ¼</p> 	<p>011 BACKREST</p> <p>W 134 × D 24 × H 57 cm</p> <p>W 52" ¾ × D 9" ½ × H 22" ¼</p> 		
<p>Backrest positioning</p> <p>001 A 010 B 011 C</p> 	<p>Backrest positioning</p> <p>002 A 010 B 011 C</p> 	<p>Backrest positioning</p> <p>003 A 010 B</p> 	<p>Backrest positioning</p> <p>004 A 010 B</p> 
Product type	Modular upholstered sofa. Linear and pentagonal modules. For indoor and outdoor use.		
Seat structure	Powder-coated aluminium slats and fixed feet in Smoke colour.		
Padding	Water-draining polyurethane foam of different densities.		
Attaching	Modules can be attached to one another by means of metal plates with screws.		
Back structure	Synthetic materials.		
Padding	Water-draining polyurethane foam.		
Attaching	Backrests hook on to the seat structure by means of a bayonet-joint. Each seating module has its own backrest.		
Fabric covers	Removable cover, fixed to the structure with Velcro strips. Available in all RODA fabrics (7 p.428-431).		

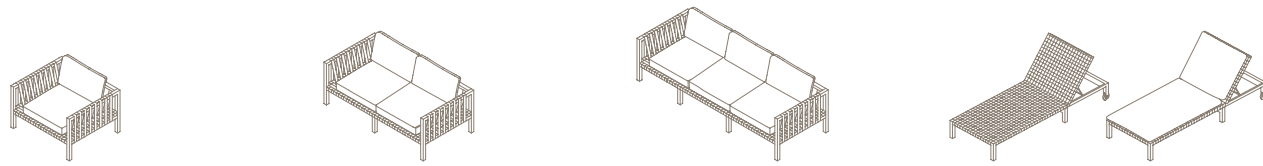


Mistral

[Back to collection](#)


[Back to index](#)

101 SOFA W 103 × D 90 × H 64 cm Seat with cushion H 28 + 10 cm	102 SOFA W 175 × D 90 × H 64 cm Seat with cushion H 28 + 10 cm	103 SOFA W 247 × D 90 × H 64 cm Seat with cushion H 28 + 10 cm	104 SUNLOUNGER W 202 × D 77 × H 28 cm Seat with cushion H 28 + 6 cm
W 40" ½ × D 35" ½ × H 25" ¼ Seat with cushion H 11" + 4"	W 68" ¾ × D 35" ½ × H 25" ¼ Seat with cushion H 11" + 4"	W 97" ¼ × D 35" ½ × H 25" ¼ Seat with cushion H 11" + 4"	W 79" ½ × D 30" ¼ × H 11" Seat with cushion H 11" + 2" ½



Structure	Belt
	Recycled Belt

Product type	Sofa and reclining sunlounger. Stacking sunlounger upon request.
Structure	Teak. Exposure to the weather creates an oxidation patina, one or two millimetres deep, on the wood surface, making it fade to a silver-grey colour. This change does not affect its original characteristics in any way. The grey patina can be avoided or removed by specific maintenance.
Belting	Polyester or acrylic belting 45 millimetres wide with a cotton-like finish. Tough and resilient. All belting is mounted on the furniture by hand.
Cushions	Standard or hydro-draining.



Nap

[Back to collection](#)

[Back to index](#)

082 ROCKING CHAIR W 65 × D 92 × H 87 cm Seat with cushion H 29 + 10 cm Arm H 46 cm
W 25" ⅝ × D 36" ¼ × H 34" ¼ Seat with cushion H 11" ⅜ + 4" Arm H 18" ½



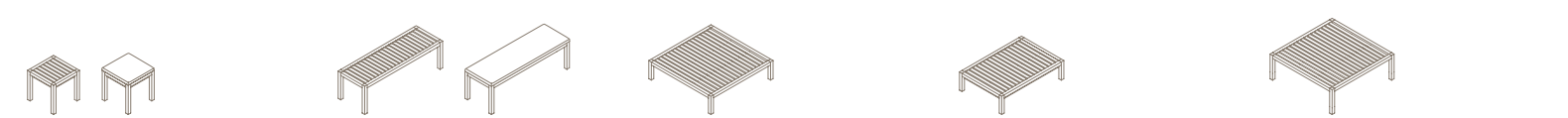
Structure	Product type	Rocking chair.
+	Structure	Powder-coated stainless-steel frame. Curved teak slats and rockers. Exposure to the weather creates an oxidation patina, one or two millimetres deep, on the wood surface, making it fade to a silver-grey colour. This change does not affect its original characteristics in any way. The grey patina can be avoided or removed by specific maintenance.
	Cushion	Standard or hydro-draining.

Network

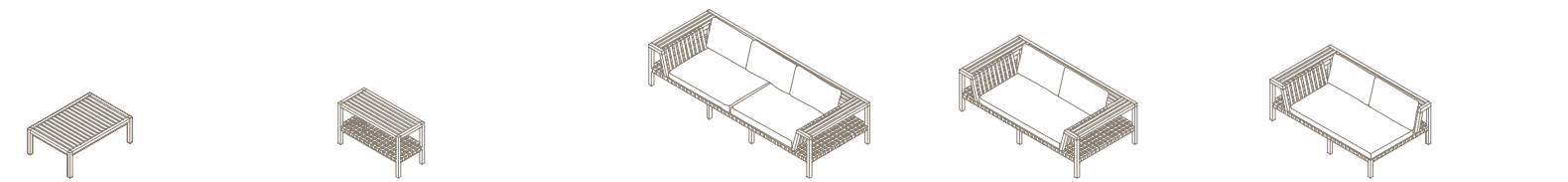
[Back to collection](#)

[Back to index](#)


001 BENCH W 47 × D 47 × H 45 cm Seat with cushion H 45 + 3 cm	003 BENCH W 149 × D 47 × H 45 cm Seat with cushion H 45 + 3 cm	028 COFFEE TABLE W 110 × D 110 × H 28 cm	029 COFFEE TABLE W 110 × D 75 × H 28 cm	038 COFFEE TABLE W 110 × D 110 × H 38 cm
W 18" ½ × D 18" ½ × H 17" ¾ Seat with cushion H 17" ¾ + 1" ¼	W 58" ⅝ × D 18" ½ × H 17" ¾ Seat with cushion H 17" ¾ + 1" ¼	W 43" ¼ × D 43" ¼ × H 11"	W 43" ¼ × D 29" ½ × H 11"	W 43" ¼ × D 43" ¼ × H 15"



039 COFFEE TABLE W 110 × D 75 × H 38 cm W 43" ¼ × D 29" ½ × H 15"	141 CONSOLE W 110 × D 48 × H 64 cm W 43" ¼ × D 18" ⅞ × H 25" ¼	130 SOFA W 292 × D 110 × H 64 cm Seat with cushion H 28 + 10 cm W 115" × D 43" ¼ × H 25" ¼ Seat with cushion H 11" + 4"	120 SOFA W 215 × D 110 × H 64 cm Seat with cushion H 28 + 10 cm W 84" ⅝ × D 43" ¼ × H 25" ¼ Seat with cushion H 11" + 4"	121 MODULE RIGHT W 187 × D 110 × H 64 cm Seat with cushion H 28 + 10 cm W 73" ⅝ × D 43" ¼ × H 25" ¼ Seat with cushion H 11" + 4"
--	---	--	---	---



122 MODULE LEFT W 187 × D 110 × H 64 cm Seat with cushion H 28 + 10 cm W 73" ⅝ × D 43" ¼ × H 25" ¼ Seat with cushion H 11" + 4"	123 MODULE CENTRAL W 158 × D 110 × H 64 cm Seat with cushion H 28 + 10 cm W 62" ¼ × D 43" ¼ × H 25" ¼ Seat with cushion H 11" + 4"	149 CHAIR W 50 × D 55 × H 84 cm Seat with cushion H 44 + 4 cm W 19" ⅝ × D 21" ⅝ × H 33" ⅞ Seat with cushion H 17" ⅜ + 1" ⅝	159 ARMCHAIR W 59 × D 57 × H 84 cm Seat with cushion H 44 + 4 cm W 23" ¼ × D 22" ½ × H 33" ⅞ Seat with cushion H 17" ⅜ + 1" ⅝	150 BAR STOOL W 50 × D 46 × H 112 cm Seat with cushion H 75 + 4 cm W 19" ⅝ × D 18" ⅞ × H 44" ⅞ Seat with cushion H 29" ½ + 1" ⅝
--	---	---	--	--



151 COUNTER HEIGHT STOOL W 50 × D 46 × H 92 cm Seat with cushion H 55 + 4 cm W 19" ⅝ × D 18" ⅞ × H 36" ¼ Seat with cushion H 21" ⅝ + 1" ⅝	168 LOUNGE CHAIR W 68 × D 66 × H 76 cm Seat with cushion H 34 + 4 cm W 27" ⅞ × D 26" × H 29" ⅞ Seat with cushion H 13" ⅜ + 1" ¼
--	--



Code	Structure								
001 003 028 029 038 039	 Teak								
120 121 122 123 130 141 149 150 151 159 168	<table border="1"> <tr> <td>Structure</td> <td>Belt</td> </tr> <tr> <td></td> <td> </td> </tr> <tr> <td></td> <td>Recycled Belt</td> </tr> <tr> <td></td> <td> </td> </tr> </table>	Structure	Belt				Recycled Belt		
Structure	Belt								
	Recycled Belt								

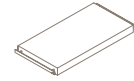
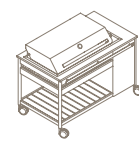
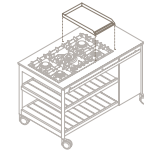
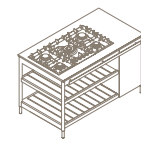
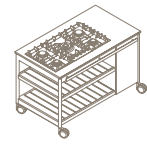
Product type	Modular sofa, sofa, console-table, coffee table, bench, dining chair, dining chair with arms, lounge chair.
Structure	Teak. Exposure to the weather creates an oxidation patina, one or two millimetres deep, on the wood surface, making it fade to a silver-grey colour. This change does not affect its original characteristics in any way. The grey patina can be avoided or removed by specific maintenance.
Belting	Polyester or acrylic belting 45 and 25 millimetres wide with a cotton-like finish. Tough and resilient. All belting is mounted on the furniture by hand.
Cushions	Standard or hydro-draining.

Norma

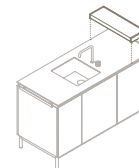
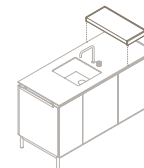
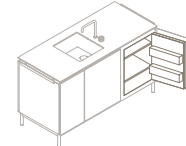
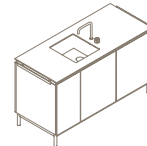
[Back to collection](#)

[Back to index](#)

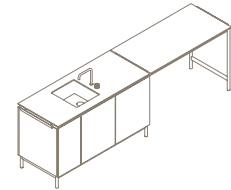
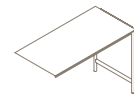
001 COOKING MODULE with wheels W 125 x D 70 x H 80 cm W 49" 1/4 x D 27" 1/2 x H 31" 1/2	001 COOKING MODULE + 010 FEET SET (optional) W 125 x D 70 x H 80 cm W 49" 1/4 x D 27" 1/2 x H 31" 1/2	012 GRILL PLATE (optional) W 48 x D 27 x H 6 cm W 19" x D 10" 3/4 x H 2" 1/2	004 BARBECUE MODULE WITH WHEELS + COOKING LID W 125 x D 70 x H 80 cm With Lid H 96 cm W 49" 1/4 x D 27" 1/2 x H 31" 1/2 With Lid H 37" 3/8	020 PROTECTIVE LID (optional) W 89 x 51 x H 5 W 35" x 20" 1/8 x 2"
---	---	--	--	--



002 SINK MODULE W 166 x D 70 x H 95 cm With Tap H 121 cm W 65" 1/2 x D 27" 1/2 x H 37" 3/8 With Tap H 47" 3/8	011 REFRIGERATOR (optional) 80 lt - 220 v - 80 W W 48 x D 64 x H 62 cm W 19" x D 25" 1/4 x H 24" 1/4	013 TRAY/CUTTING BOARD (optional) W 74 x D 40 x H 5 cm W 29" 1/8 x D 16" x H 2"	014 TRAY/CUTTING BOARD (optional) W 74 x D 28 x H 5 cm W 29" 1/8 x D 11" x H 2"
---	--	---	---



003 EXTENSION MODULE W 145 x D 70 x H 95 cm W 57" 1/8 x D 27" 1/2 x H 37" 3/8	W 311 x D 70 x H 95 cm With Tap H 121 cm W 122" 1/2 x D 27" 1/2 x H 37" 3/8 With Tap H 47" 3/8
---	---



Code	Structure	Hobs	Slats	Grill plate	Feet Set	Tray/Cutting Board
001	Smoke	Stainless Steel	Larch			
010 012 013 014	Stainless Steel	Smoke	Larch			
002	Smoke	Smoke	Milk	Rust	Sintered Stone Mole (Lapitec)	Stainless Steel
003	Smoke	Sintered Stone Mole (Lapitec)				

Norma

[Back to collection](#)


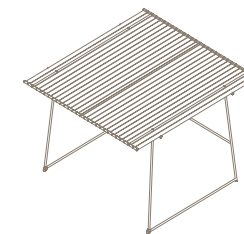
[Back to index](#)

Product type	Outdoor kitchen. Gas-fuelled cooking range unit and barbecue, with or without wheels; sink unit and extension unit. Optional refrigerator and accessories.
Structure and doors	Powder-coated stainless steel.
Shelves and trays	Larch.
Top	Polished stainless steel and sintered stone (Lapitec®) in the colour mole.



Ombrina


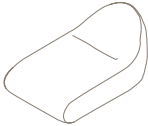
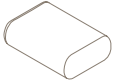
001 GAZEBO Roof W 284 x D 303 x H 203 cm Base W 265 x D 220 cm	101 SIDE CURTAINS W 175 x H 190 cm	102 BACK CURTAINS W 240 x H 190 cm
Roof W 112" x D 119" 1/2 x H 80" Base W 104" 1/2 x D 86" 3/4	W 69" x 74" 3/4	W 94" 1/2 x 74" 3/4



Metal	Belt	Curtains	Product type	Structure
Smoke	Grey	Grey	Sun-screening structure on wheels.	Powder-coated stainless steel. Nylon wheels.
Milk		White		Padding: Polyester or acrylic belting 90 millimetres wide with a cotton-like finish in the colour Grey. Tough and resilient. All belting is mounted on the furniture by hand.
			Stone anchors	Available for windy areas.
			Curtains	Available loose curtains in white polyester fabrics Trevira CS or grey 100% acrylic fabric.





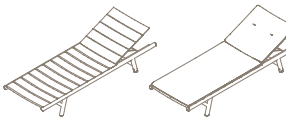









Onda

[Back to collection](#)
[Back to index](#)

001 LOUNGE CHAIR W 110 × D 110 × H 70 cm Seat H 35 cm W 43" ¼ × D 43" ¼ × H 27" ¾ Seat H 13" ¾	002 CHAISE LONGUE W 110 × D 170 × H 70 cm Seat H 35 cm W 43" ¼ × D 67" × H 27" ¾ Seat H 13" ¾	003 POUF W 110 × D 80 × H 35 cm Seat H 35 cm W 43" ¼ × D 31" ½ × H 13" ¾ Seat H 13" ¾
		
Product type	Lounge chair, chaise longue, pouf. Water repellent polyester bag filled with polystyrene balls mixed with synthetic fibre.	
Cover	The seats have an external covering in fabric and a heat-sealed and water-repellent internal lining, which keeps safe from water. The base, covered with Batyline, is tear-resistant and also suitable for uneven paving.	
Back handle	Polyester belt.	

Orson

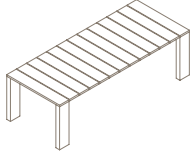
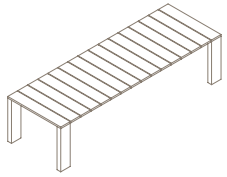
[Back to collection](#)
[Back to index](#)

001 DIRECTOR CHAIR W 57 × D 50 × H 84 cm Seat H 47 cm – Arm H 63 cm W 22" ½ × D 19" ¾ × H 33" ½ Seat H 18" ½ – Arm H 24" ¾	011 DIRECTOR CHAIR W 57 × D 50 × H 84 cm Seat H 47 cm – Arm H 63 cm W 22" ½ × D 19" ¾ × H 33" ½ Seat H 18" ½ – Arm H 24" ¾	002 DIRECTOR LOUNGE CHAIR W 66 × D 60 × H 78 cm Seat H 37 cm – Arm H 58 cm W 26" × D 23" ⅝ × H 30" ¾ Seat H 14" ⅝ – Arm H 22" ⅞	003 STOOL W 66 × D 58 × H 37 cm W 26" × D 22" ⅞ × H 14" ⅝	008 SUNLOUNGER W 200 × D 71 × H 28 + 6 cm W 78" ¾ × D 28" × H 11" ⅝ + 2 ½
				
Code	Structure	Batyline		
001 002 003 011		      		
	Structure			
008				
Product type	Folding director's chair and armchair, folding stool and reclining sunlounger.			
Structure	Teak. Exposure to the weather creates an oxidation patina, one or two millimetres deep, on the wood surface, making it fade to a silver-grey colour. This change does not affect its original characteristics in any way. The grey patina can be avoided or removed by specific maintenance.			
Structural fabric	Batyline. Unique dimensional stability and flexibility make it extremely comfortable, with a textile-like soft hand.			
Cushions	For sunlounger: standard or hydro-draining.			







Pier

[Back to collection](#)
[Back to index](#)

025 TABLE W 246 × D 100 × H 75 cm Under the top H 67 cm W 97" ⅞ × D 39" ⅜ × H 29" ½ Under the top H 26" ⅝	030 TABLE W 303 × D 100 × H 75 cm Under the top H 67 cm W 119" ¼ × D 39" ⅜ × H 29" ½ Under the top H 26" ⅝		
			
Structure	Product type	Dining table suitable for covered areas and verandas.	
 Teak	Structure	Teak. Exposure to the weather creates an oxidation patina, one or two millimetres deep, on the wood surface, making it fade to a silver-grey colour. This change does not affect its original characteristics in any way. The grey patina can be avoided or removed by specific maintenance.	

Pillow

001 LANTERN W 47 × D 24 × H 50 cm W 18" ½ × D 9" ⅜ × H 19" ⅝	002 LANTERN W 47 × D 24 × H 70 cm W 18" ½ × D 9" ⅜ × H 27" ⅝		
			
Structure	Canatex	Product type	Wireless outdoor lantern.
 Teak	 Sand	Structure	Teak. Exposure to the weather creates an oxidation patina, one or two millimetres deep, on the wood surface, making it fade to a silver-grey colour. This change does not affect its original characteristics in any way. The grey patina can be avoided or removed by specific maintenance.
		Net	Canatex.
		Power supply	Rechargeable battery with power cable. A 4-hour charge offers 6 to 8 hours of light. On-off switch, colour tuning and intensity selection are activated by touch control or app.
		Light temperature	Dynamic-white LED technology offers intermediate temperatures of light from 3,000 degrees Kelvin (warm white) to 4,000 Kelvin (cool white).



Piper

[Back to collection](#)



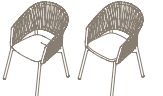




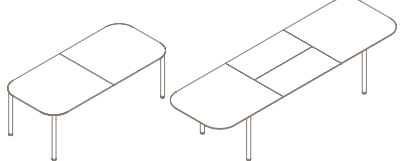
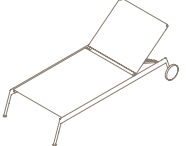
[Back to index](#)

<p>001 SOFA</p> <p>W 119 x D 97 x H 69 cm Seat with cushion H 28 + 13 cm</p> <hr/> <p>W 46" ¾ x D 38" ¼ x H 27" Seat with cushion H 11" + 5" ¼</p> 	<p>002 SOFA</p> <p>W 194 x D 97 x H 69 cm Seat with cushion H 28 + 13 cm</p> <hr/> <p>W 76" ½ x D 38" ¼ x H 27" Seat with cushion H 11" + 5" ¼</p> 	<p>003 SOFA</p> <p>W 269 x D 97 x H 69 cm Seat with cushion H 28 + 13 cm</p> <hr/> <p>W 105" ¾ x D 38" ¼ x H 27" Seat with cushion H 11" + 5" ¼</p> 	<p>004 MODULE RIGHT</p> <p>W 174 x D 97 x H 69 cm Seat with cushion H 28 + 13 cm</p> <hr/> <p>W 68" ½ x D 38" ¼ x H 27" Seat with cushion H 11" + 5" ¼</p> 
<p>005 MODULE LEFT</p> <p>W 174 x D 97 x H 69 cm Seat with cushion H 28 + 13 cm</p> <hr/> <p>W 68" ½ x D 38" ¼ x H 27" Seat with cushion H 11" + 5" ¼</p> 	<p>006 CENTRAL MODULE</p> <p>W 150 x D 97 x H 69 cm Seat with cushion H 28 + 13 cm</p> <hr/> <p>W 59" ¼ x D 38" ¼ x H 27" Seat with cushion H 11" + 5" ¼</p> 	<p>111 SOFA</p> <p>W 119 x D 97 x H 69 cm Seat with cushion H 28 + 13 cm</p> <hr/> <p>W 46" ¾ x D 38" ¼ x H 27" Seat with cushion H 11" + 5" ¼</p> 	<p>112 SOFA</p> <p>W 194 x D 97 x H 69 cm Seat with cushion H 28 + 13 cm</p> <hr/> <p>W 76" ½ x D 38" ¼ x H 27" Seat with cushion H 11" + 5" ¼</p> 
<p>113 SOFA</p> <p>W 269 x D 97 x H 69 cm Seat with cushion H 28 + 13 cm</p> <hr/> <p>W 105" ¾ x D 38" ¼ x H 27" Seat with cushion H 11" + 5" ¼</p> 	<p>114 MODULE RIGHT</p> <p>W 174 x D 97 x H 69 cm Seat with cushion H 28 + 13 cm</p> <hr/> <p>W 68" ½ x D 38" ¼ x H 27" Seat with cushion H 11" + 5" ¼</p> 	<p>115 LEFT MODULE</p> <p>W 174 x D 97 x H 69 cm Seat with cushion H 28 + 13 cm</p> <hr/> <p>W 68" ½ x D 38" ¼ x H 27" Seat with cushion H 11" + 5" ¼</p> 	<p>116 CENTRAL MODULE</p> <p>W 150 x D 97 x H 69 cm Seat with cushion H 28 + 13 cm</p> <hr/> <p>W 59" ¼ x D 38" ¼ x H 27" Seat with cushion H 11" + 5" ¼</p> 
<p>010 SIDE TABLE</p> <p>W 60 x D 60 x H 53 cm</p> <hr/> <p>W 23" ¼ x D 23" ¼ x H 20" ⅞</p> 	<p>011 COFFEE TABLE</p> <p>W 80 x D 80 x H 40 cm</p> <hr/> <p>W 31" ½ x D 31" ½ x H 16"</p> 	<p>012 COFFEE TABLE</p> <p>Ø 110 x H 40 cm</p> <hr/> <p>Ø 43" ¼ x H 16"</p> 	<p>013 COFFEE TABLE</p> <p>Ø 67 x H 53 cm</p> <hr/> <p>Ø 26" ⅞ x H 20" ⅞</p> 
<p>020 CHAIR</p> <p>W 54 x D 62 x H 84 cm Seat with cushion H 45 + 3 cm</p> <hr/> <p>W 21" ¼ x D 24" ¼ x H 33" ¼ Seat with cushion H 17" ¾ + 1" ¼</p> 	<p>021 ARMCHAIR</p> <p>W 56 x D 62 x H 84 – Arm H 65 cm Seat with cushion H 45 + 3 cm</p> <hr/> <p>W 22" ½ x D 24" ¼ x H 33" ¼ Arm H 25" ⅝ cm – Seat with cushion H 17" ¾ + 1" ¼</p> 	<p>022 COMFORT CHAIR</p> <p>W 58 x D 62 x H 84 cm Seat with cushion H 45 + 3 cm</p> <hr/> <p>W 22" ¾ x D 24" ¼ x H 33" ¼ Seat with cushion H 17" ¾ + 1" ¼</p> 	<p>050 BAR STOOL</p> <p>W 50 x D 53 x H 105 cm Seat with cushion H 75 + 3 cm</p> <hr/> <p>W 19" ¾ x D 20" ⅞ x H 41" ½ Seat with cushion H 29" ½ + 1" ¼</p> 

Piper

[Back to collection](#)

[Back to index](#)


<p>120 CHAIR</p> <p>W 54 x D 62 x H 84 cm Seat with cushion H 45 + 3 cm</p> <hr/> <p>W 21" ¼ x D 24" ¼ x H 33" ¼ Seat with cushion H 17" ¾ + 1" ¼</p> 	<p>121 ARMCHAIR</p> <p>W 56 x D 62 x H 84 – Arm H 65 cm Seat with cushion H 45 + 3 cm</p> <hr/> <p>W 22" ½ x D 24" ¼ x H 33" ¼ Arm H 25" ⅝ cm – Seat with cushion H 17" ¾ + 1" ¼</p> 	<p>122 COMFORT CHAIR</p> <p>W 58 x D 62 x H 84 cm Seat with cushion H 45 + 3 cm</p> <hr/> <p>W 22" ¾ x D 24" ¼ x H 33" ¼ Seat with cushion H 17" ¾ + 1" ¼</p> 	<p>150 BAR STOOL</p> <p>W 50 x D 53 x H 105 cm Seat with cushion H 75 + 3 cm</p> <hr/> <p>W 19" ¾ x D 20" ⅞ x H 41" ½ Seat with cushion H 29" ½ + 1" ¼</p> 
<p>220 CHAIR</p> <p>W 54 x D 62 x H 84 cm Seat with cushion H 45 + 3 cm</p> <hr/> <p>W 21" ¼ x D 24" ¼ x H 33" ¼ Seat with cushion H 17" ¾ + 1" ¼</p> 	<p>221 ARMCHAIR</p> <p>W 56 x D 62 x H 84 – Arm H 65 cm Seat with cushion H 45 + 3 cm</p> <hr/> <p>W 22" ½ x D 24" ¼ x H 33" ¼ Arm H 25" ⅝ cm – Seat with cushion H 17" ¾ + 1" ¼</p> 	<p>250 BAR STOOL</p> <p>W 50 x D 53 x H 105 cm Seat with cushion H 75 + 3 cm</p> <hr/> <p>W 19" ¾ x D 20" ⅞ x H 41" ½ Seat with cushion H 29" ½ + 1" ¼</p> 	
<p>030 EXTENDABLE TABLE</p> <p>W 220 x D 100 x H 75 cm</p> <hr/> <p>W 86" ¾ x D 39" ¼ x H 29" ½</p> 	<p>Extension W 320 cm</p> <hr/> <p>Extension W 125" ¾</p>	<p>007 SUNLOUNGER</p> <p>W 196 x D 91 x H 33 cm</p> <hr/> <p>W 77" ¼ x D 35" ¾ x H 13"</p> 	

Piper

[Back to collection](#)
[Back to index](#)

Code	Metal	Top
010 011 012	Smoke Milk Rust	Carrara Marble Luna Farsena Gres Natural Teak WR Teak
013	Smoke Milk Rust	Carrara Marble Luna Farsena Gres Natural Teak WR Teak Ice Water Storm Forest Sapphire
001 002 003 004 005 006 007 020 021 022 050	Smoke Milk Rust	Grey Sand Brown Olive Sky Navy Ginger Teak Resin Mole Resin Grey
111 112 113 114 115 116 120 121 122 150	Smoke Milk Rust	Grey Sand Brown Tobacco Olive Blue Orange Sky
220 221 250	Clay Mint Rose Stone Teal	Teak Resin Mole Resin Grey
030	Smoke Milk Rust	Sintered Stone Mole (Lapitec®)

Product type	Modular sofa, sofa, chair, chair with arms, comfort chair, bar stool, sunlounger, extensible table, coffee table and side table.
Structure	Powder-coated aluminium frame. Aluminium can be infinitely recycled without losing quality.
Chair seats	Teak or polyurethane resin.
Belting	Polyester or acrylic belting 25 millimetres wide with a cotton-like finish. Tough and resilient. All belting is mounted on the furniture by hand.
Padded belting	Double-twisted recycled acrylic yarn. The padding is breathable, comfortable polyester fibre.
Net	Batyline structural fabric.
Cushions	All sofas offer two cushion options: the standard version has one seat cushion and one back cushion for each seat of the sofa; the full version has a single seat cushion and a single shaped back cushion for the entire sofa; the back cushion is connected to the armrest cushions with a zip.
Side and coffee table top	Teak, WR white teak, natural stone, glazed or matt stoneware or high-pressure laminate in the colour grey.
Extensible Table Structure and legs	Powder-coated stainless steel.
Top	Sintered stone (Lapitec®) in the colour mole.



Plaza

[Back to collection](#)
[Back to index](#)

065 TABLE	066 TABLE	067 BAR TABLE	068 COUNTER HEIGHT TABLE
W 78 x D 78 x H 75 cm Under the top H 68 cm	W 156 x D 78 x H 75 cm Under the top H 68 cm	W 78 x D 78 x H 110 cm Under the top H 99 cm	W 78 x D 78 x H 90 cm Under the top H 79 cm
W 30" 3/4 x D 30" 3/4 x H 29" 1/2 Under the top H 26" 3/4	W 61" 3/8 x D 30" 3/4 x H 29" 1/2 Under the top H 26" 3/4	W 30" 3/4 x D 30" 3/4 x H 43" 1/4 Under the top H 38" 3/8	W 30" 3/4 x D 30" 3/4 x H 35" 3/8 Under the top H 31" 1/8
Structure	Product type	Dining table and bar table, for private or contract use.	
 Teak	Structure	Teak. Exposure to the weather creates an oxidation patina, one or two millimetres deep, on the wood surface, making it fade to a silver-grey colour. This change does not affect its original characteristics in any way. The grey patina can be avoided or removed by specific maintenance.	

Plein Air

[Back to collection](#)
[Back to index](#)


003 TABLE	004 TABLE	005 TABLE	006 TABLE	007 TABLE
W 220 x D 80 x H 74 cm Under the top H 69 cm	W 220 x D 100 x H 74 cm Under the top H 69 cm	W 280 x D 80 x H 74 cm Under the top H 69 cm	W 280 x D 100 x H 74 cm Under the top H 69 cm	W 150 x D 150 x H 74 cm Under the top H 69 cm
W 86" 3/4 x D 31" 1/2 x H 29" 1/8 Under the top H 27" 1/8	W 86" 3/4 x D 39" 3/8 x H 29" 1/8 Under the top H 27" 1/8	W 110" 1/4 x D 31" 1/2 x H 29" 1/8 Under the top H 27" 1/8	W 110" 1/4 x D 39" 3/8 x H 29" 1/8 Under the top H 27" 1/8	W 59" 1/8 x D 59" 1/8 x H 29" 1/8 Under the top H 27" 1/8
008 TABLE	059 CHAIR	068 LOUNGE CHAIR		
W 150 x D 80 x H 74 cm H under the top 69 cm	W 56 x D 61 x H 82 cm Arm H 64 cm Seat + cushion H 42 + 3 cm	W 63 x D 66 x H 73 cm Arm H 57 cm Seat + cushion H 40 + 4 cm		
W 59" 1/8 x D 31" 1/2 x H 29" 1/8 H under the top 27" 1/8	W 22" 1/8 x D 24" x H 32" 1/4 Arm H 25" 1/4 Seat + cushion H 16" 3/4 + 2"	W 24" 3/4 x D 26" x H 28" 3/4 Arm H 22" 1/2 Seat + cushion H 15" 3/4 + 1" 5/8		

Code	Metal	Top/Gres
003 004 005 006 007 008	Smoke Milk	Sand Mole Lead
059 068	Smoke Milk	Grey Sand Brown Blue Olive Orange Sky

Plein Air

[Back to collection](#)
[Back to index](#)

Product type	Dining table, chair with arms and lounge chair.
Table structure	Powder-coated aluminium. Aluminium can be infinitely recycled without losing quality.
Top	Stoneware in the colours sand, mole or lead. Non-porous, frostproof and impermeable. Easy maintenance.
Chair structure	Powder-coated stainless steel.
Structural fabric	Batyline. Unique dimensional stability and flexibility make it extremely comfortable, with a textile-like soft hand.



Root

[Back to collection](#)
[Back to index](#)


045 SIDE TABLE	046 COFFEE TABLE	067 SIDE TABLE
Ø 45 × H 45 cm	Ø 67 × H 45 cm	Ø 45 × H 66 cm
Ø 17" ¾ × H 17" ¾	Ø 26" ¾ × H 17" ¾	Ø 17" ¾ × H 26"

Code	Structure	Top	Top/Glazed Gres
045 046 067			
Product type	Coffee and side table.		
Structure	Teak. Exposure to the weather creates an oxidation patina, one or two millimetres deep, on the wood surface, making it fade to a silver-grey colour. This change does not affect its original characteristics in any way. The grey patina can be avoided or removed by specific maintenance.		
Top	Natural stone, glazed or matt stoneware.		

Spinnaker

[Back to collection](#)
[Back to index](#)

034 EXTENDABLE TABLE	
W 209 × D 102 × H 74 cm Under the top H 66 cm	Extension W 335 cm
W 82" ¼ × D 40" ½ × H 29" ½ Under the top H 26"	Extension 131" ¾




Metal	Top	Product type	Extendable dining table.
		Structure	Powder-coated stainless steel.
		Top	Teak or WR white teak.

Spool

[Back to collection](#)
[Back to index](#)

101 SOFA	102 SOFA	103 SOFA
W 106 × D 94 × H 79 cm Seat with cushion H 27 + 11 cm	W 182 × D 94 × H 79 cm Seat with cushion H 27 + 11 cm	W 236 × D 94 × H 79 cm Seat with cushion H 27 + 11 cm
W 41" ¾ × D 37" ½ × H 31" ½ Seat with cushion H 10" ¾ + 4" ¾	W 71" ¾ × D 37" ½ × H 31" ½ Seat with cushion H 10" ¾ + 4" ¾	W 93" × D 37" ½ × H 31" ½ Seat with cushion H 10" ¾ + 4" ¾



001 SOFA	002 SOFA	003 SOFA
W 106 × D 94 × H 79 cm Seat with cushion H 27 + 11 cm	W 182 × D 94 × H 79 cm Seat with cushion H 27 + 11 cm	W 236 × D 94 × H 79 cm Seat with cushion H 27 + 11 cm
W 41" ¾ × D 37" ½ × H 31" ½ Seat with cushion H 10" ¾ + 4" ¾	W 71" ¾ × D 37" ½ × H 31" ½ Seat with cushion H 10" ¾ + 4" ¾	W 93" × D 37" ½ × H 31" ½ Seat with cushion H 10" ¾ + 4" ¾



201 SOFA	202 SOFA	203 SOFA	005 COFFEE TABLE	006 COFFEE TABLE
W 106 × D 94 × H 79 cm Seat with cushion H 27 + 11 cm	W 182 × D 94 × H 79 cm Seat with cushion H 27 + 11 cm	W 236 × D 94 × H 79 cm Seat with cushion H 27 + 11 cm	W 80 × D 80 × H 38 cm	W 120 × D 80 × H 38 cm
W 41" ¾ × D 37" ½ × H 31" ½ Seat with cushion H 10" ¾ + 4" ¾	W 71" ¾ × D 37" ½ × H 31" ½ Seat with cushion H 10" ¾ + 4" ¾	W 93" × D 37" ½ × H 31" ½ Seat with cushion H 10" ¾ + 4" ¾	W 31" ½ × D 31" ½ × H 14" ¾	W 47" ¼ × D 31" ½ × H 14" ¾



Code	Metal	Batyline
101 102 103		
001 002 003		Cord Ø 7 mm
		Recycled cord Ø 7 mm
201 202 203		Padded belt
005 006		Top

Spool

[Back to collection](#)
[Back to index](#)

Product type	Sofa and coffee table.
Structure	Powder-coated aluminium.
Cording	Double-twisted polyester or acrylic cording, 7-millimetre diameter with a cotton-like finish. Tough and resilient. All cording is mounted on the furniture by hand.
Padded belting	Recycled acrylic yarn, with cottony finish. The padding is breathable, comfortable polyester fibre. All belting is mounted on the furniture by hand.
Net	Batyline structural fabric.
Cushions	Standard or hydro-draining.
Top	Natural stone or matt stoneware (gres), in natural colour.

Stork

[Back to collection](#)
[Back to index](#)

001 SIDE TABLE

Ø 45 × H 54 cm

Ø 17" ¾ × H 21" ¼



Structure	Top	Product type	Side table.
		Structure	Teak. Exposure to the weather creates a half-millimetre-deep oxidation patina on the wood surface, making it fade to a silver-grey colour. This change does not affect its original characteristics in any way. The grey patina can be avoided or removed by specific maintenance.
Teak	Gres Natural	Top	Matt stoneware (gres) in natural colour.

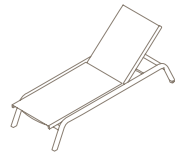
Surfer

[Back to collection](#)
[Back to index](#)

001 SUNLOUNGER

W 194 × D 68 cm
Seat + cushion H 33 + 4 cm

W 76" ¼ × D 26" ¾
Seat + cushion H 13" + 1" ½



Metal + Batyline IMO	Product type	Reclining sunlounger particularly suitable for contract use
	Structure	Powder-coated aluminium.
	Net	Batyline structural fabric is certified for fire safety by the International Maritime Organisation. Unique dimensional stability and high-performance fire-resistance make it suited for use in public spaces.
	Cushions	Standard or hydro-draining.



Teka

[Back to collection](#)
[Back to index](#)

010 SOFA

W 79 × D 79 × H 68 cm
Seat with cushion H 30 + 10 cm

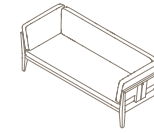
W 31" ½ × D 31" ½ × H 26" ¾
Seat with cushion H 12" + 4"



002 SOFA

W 218 × D 85 × H 68 cm
Seat with cushion H 30 + 10 cm

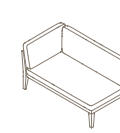
W 86" × D 33" ½ × H 26" ¾
Seat with cushion H 12" + 4"



003 SOFA MODULE RIGHT

W 140 × D 85 × H 68 cm
Seat with cushion H 30 + 10 cm

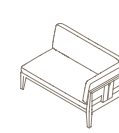
W 55" ½ × D 33" ½ × H 26" ¾
Seat with cushion H 12" + 4"



004 SOFA MODULE LEFT

W 140 × D 85 × H 68 cm
Seat with cushion H 30 + 10 cm

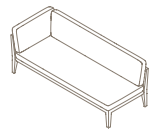
W 55" ½ × D 33" ½ × H 26" ¾
Seat with cushion H 12" + 4"



005 SOFA MODULE RIGHT

W 209 × D 85 × H 68 cm
Seat with cushion H 30 + 10 cm

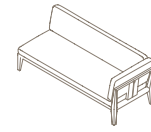
W 82" ½ × D 33" ½ × H 26" ¾
Seat with cushion H 12" + 4"



006 SOFA MODULE LEFT

W 209 × D 85 × H 68 cm
Seat with cushion H 30 + 10 cm

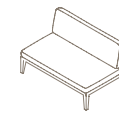
W 82" ½ × D 33" ½ × H 26" ¾
Seat with cushion H 12" + 4"



007 SOFA MODULE CENTRAL

W 140 × D 85 × H 68 cm
Seat with cushion H 30 + 10 cm

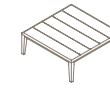
W 55" ½ × D 33" ½ × H 26" ¾
Seat with cushion H 12" + 4"



008 COFFEE TABLE

W 82 × D 82 × H 30 cm

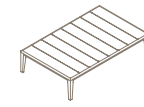
W 32" ½ × D 32" ½ × H 12"



009 COFFEE TABLE

W 130 × D 82 × H 30 cm

W 51" ½ × D 32" ½ × H 12"



171 CHAIR

W 54 × D 52 × H 80 cm
Seat H 46 cm

W 21" ¼ × D 20" ½ × H 31" ½
Seat H 18" ¼



172 ARMCHAIR

W 65 × D 52 × H 80 cm
Seat H 46 cm

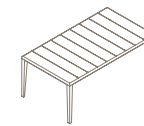
W 25" ⅝ × D 20" ½ × H 31" ½
Seat H 18" ¼



173 TABLE

W 182 × D 102 × H 74 cm
Under the top H 66 cm

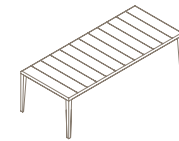
W 71" ¾ × D 40" ⅙ × H 29" ⅙
Under the top H 26"



174 TABLE

W 243 × D 102 × H 74 cm
Under the top H 66 cm

W 95" ¾ × D 40" ⅙ × H 29" ⅙
Under the top H 26"


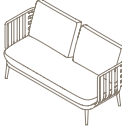


















Code	Structure						
001 002 003 004 007 010	 Teak						
008 009 173 174	<table border="1"> <tr> <th>Structure</th> <th>Top/Gres</th> <th>Top/Glazed Gres</th> </tr> <tr> <td></td> <td> Mole Lead Sand</td> <td> Ice Water Storm Forest Sapphire</td> </tr> </table>	Structure	Top/Gres	Top/Glazed Gres		Mole Lead Sand	Ice Water Storm Forest Sapphire
Structure	Top/Gres	Top/Glazed Gres					
	Mole Lead Sand	Ice Water Storm Forest Sapphire					
171 172	<table border="1"> <tr> <th>Structure</th> <th>Batyline</th> </tr> <tr> <td></td> <td> Grey Sand Brown Olive Sky Navy Ginger</td> </tr> </table>	Structure	Batyline		Grey Sand Brown Olive Sky Navy Ginger		
Structure	Batyline						
	Grey Sand Brown Olive Sky Navy Ginger						

Product type	Modular sofa, sofa, dining chair with or without arms, dining table and coffee table.
Structure	Teak. Exposure to the weather creates an oxidation patina, one or two millimetres deep, on the wood surface, making it fade to a silver-grey colour. This change does not affect its original characteristics in any way. The grey patina can be avoided or removed by specific maintenance.
Seating support	For sofas and chairs, the teak is combined with Batyline structural fabric.
Top	Matt stoneware or glazed stoneware.
Cushions	Standard or hydro-draining.



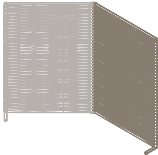
















Thea

[Back to collection](#)
[Back to index](#)

001 SOFA	002 SOFA	008 SIDE TABLE	009 COFFEE TABLE
W 83 × D 80 × H 72 cm Seat with cushion H 26 + 12 cm	W 159 × D 80 × H 72 cm Seat with cushion H 26 + 12 cm	Ø 45 × H 45 cm	Ø 70 × H 35 cm
W 32" ½ × D 31" ½ × H 28" ¾ Seat with cushion H 10" ¼ + 4" ¾	W 62" ½ × D 31" ½ × H 28" ¾ Seat with cushion H 10" ¼ + 4" ¾	Ø 17" ¾ × H 17" ¾	Ø 27" ¾ × H 13" ¾
			
Code	Metal		
001 002	 Smoke  Milk  Rust		
008 009	Metal	Top/Gres	Top/Glazed Gres
	 Smoke  Milk  Rust	 Mole  Lead  Sand	 Ice  Water  Storm  Forest  Sapphire
Product type	Sofa, side table and coffee table.		
Structure	Powder-coated aluminium.		
Cushions	Standard or hydro-draining.		
Top	Stoneware or glazed stoneware.		





Wing

[Back to collection](#)
[Back to index](#)

001 VERTICAL SCREEN	002 HORIZONTAL SCREEN	101 VERTICAL EXTENSION
W 120 × D 40 × H 183 cm	W 183 × D 40 × H 122 cm	W 120 × D 40 × H 183 cm
W 47" ¼ × D 15" ¾ × H 72"	W 72" × D 15" ¾ × H 48" ¼	W 47" ¼ × D 15" ¾ × H 72"
		
Metal	Belt	
 Smoke  Milk  Rust	 Grey  Sand  Brown  Tobacco  Olive  Sky  Blue  Orange	
	Recycled Belt	
	 Clay  Mint  Rose  Stone  Teal	
Product type	Vertical or horizontal screen. Extension available for vertical screen.	
Structure	Powder-coated stainless steel.	
Cushions	Polyester or acrylic belting, 25 millimetres wide with cotton-like finish. Tough and resilient. All belting is mounted on the furniture by hand.	

Zania











[Back to collection](#)
[Back to index](#)



001 ARMCHAIR	050 BAR STOOL	080 TABLE
W 56 × D 56 × H 85 cm Seat H 46 + 4 cm / Armrest H 66 cm	W 51 × D 48 × H 92 cm Seat + cushion H 70 + 4 cm	W 80 × D 80 × H 75 cm Under the top H 69 cm
W 22" ½ × D 22" ½ × H 33" ½ Seat H 18" ½ + 1" ½ / Armrest H 26"	W 20" ½ × 19" × 36" ¼ Seat + cushion H 27" ¾ + 1" ½	W 31" ½ × D 31" ½ × H 29" ½ Under the top H 29" ½
		
Structure	Product type	Armchair, barstool and table for outdoor use.
 Iroko Natural	Structure	Iroko natural. The armchair is stackable (max 4 pcs.).



Zefiro

[Back to collection](#)
[Back to index](#)

001 SIDE TABLE	002 COFFEE TABLE	003 COFFEE TABLE
Ø 45 × H 40 cm Base 26 cm	Ø 70 × H 28 cm Base 50 cm	Ø 100 × H 21 cm Base 80 cm
Ø 17" ¾ × H 15" ¾ Base 10" ¼	Ø 27" ¾ × H 21" Base 19" ½	Ø 39" ¾ × H 8" ¼ Base 31" ½
		
Structure + Top		Top
 Smoke   Smoke  Milk   Milk		 Teak
Product type	Side table and coffee table.	
Structure	Powder coated stainless steel.	
Top	Powder coated aluminium or natural teak.	



Atlas

001 RUG

W 200 × H 300 cm

W 78" ¼ × H 118" ¼

002 RUG

W 300 × H 400 cm

W 118" ¼ × H 157" ½

Finishes



Clay



Lead



Water



Pearl

[Back to collection](#)

[Back to index](#)



Product type	Outdoor rug.
Composition	100% polypropylene yarn, hand-woven on a loom.
Colours	Lead with Clay stripes. Clay with Water stripes. Pearl with Water stripes. Water with Pearl stripes.
Size	200 × 300 cm and 300 × 400 cm. The fringe always runs along the 300 cm side. Custom sizes available upon request (fringe side maximum 300 cm).

Tint

001 RUG

W 200 × H 300 cm


W 78" ¼ × H 118" ¼

002 RUG

W 300 × H 400 cm

W 118" ¼ × H 157" ½

Finishes




Blueen



Greige

[Back to collection](#)

[Back to index](#)



Product type	Outdoor rug.
Composition	100% polypropylene yarn, hand-woven on a loom.
Colours	Blueen or Greige.
Size	200 × 300 cm and 300 × 400 cm. The fringe always runs along the 300 cm side. Custom sizes available upon request (fringe side maximum 300 cm).

Triptyque

001 RUG

W 200 × H 300 cm

W 78" ¼ × H 118" ¼

002 RUG

W 300 × H 400 cm

W 118" ¼ × H 157" ½

Finishes



Natural



Brick



Stone

[Back to collection](#)

[Back to index](#)




Product type	Outdoor rug.
Composition	100% polypropylene yarn, hand-woven on a loom.
Colours	Natural, Brick or Stone.
Size	200 × 300 cm and 300 × 400 cm. The fringe always runs along the 300 cm side. Custom sizes available upon request (fringe side maximum 300 cm).

Materials and Fabrics Materiali e Tessuti




Wood, Legno



Teak Weather Resistant (WR) White Teak Larch, Larice

	Teak	Weather Resistant (WR) White Teak	Larch, Larice
Quality	<p>EN Our teak is First European Quality, rated by the FEQ standards. It is used in its natural state (without synthetic surface treatments) for furniture structures and tabletops.</p>		
Qualità	<p>IT Teak di prima qualità secondo gli standard FEQ (First European Quality). È utilizzato al naturale e senza alcun trattamento sintetico sulla superficie, sia per le strutture sia per i piani di tavoli e tavolini.</p>		
Appearance	<p>EN When exposed to the weather, the surface of teak oxidises, providing the wood with natural protection and giving it a characteristic silver-grey colour.</p>	<p>EN The special hue acquired through this treatment brings out the wood's veining, giving the teak an elegant finish with a natural effect.</p>	<p>EN Larch-wood has a two-tone yellow hue and a straight grain.</p>
Aspetto	<p>IT In seguito all'esposizione agli agenti atmosferici, il teak subisce sulla sua superficie un processo di ossidazione che protegge naturalmente il legno e ne determina la caratteristica colorazione grigio-argento.</p>	<p>IT La particolare colorazione ottenuta dal trattamento esalta le venature del legno e conferisce al teak una finitura elegante e un effetto naturale.</p>	<p>IT Il legno di larice ha una tonalità gialla bicolore e una venatura diritta.</p>
Performance	<p>EN Teak's natural oiliness guarantees exceptional resistance to outdoor conditions, in addition to making it silky to the touch.</p>	<p>EN Whitened teak is obtained by several cycles of brushing and painting that augment the wood's waterproofness and weather-resistance.</p>	<p>EN Good stability and elevated impermeability make larch an ideal outdoor material.</p>
Performance	<p>IT L'oleosità intrinseca del teak garantisce una eccezionale resistenza del legno in esterno e lo rende vellutato al tatto.</p>	<p>IT Il teak nella versione di colore bianco subisce diversi cicli di spazzolatura e verniciatura che ne aumentano le proprietà di impermeabilizzazione e resistenza agli agenti atmosferici.</p>	<p>IT Ha una buona stabilità ed elevati livelli di impermeabilità che lo rendono un materiale ideale anche per l'utilizzo in esterno.</p>
Green Vision	<p>EN Available upon request: high-quality teak certified by the FSC®, grown under forest-friendly management.</p>	<p>EN Available upon request: high-quality teak certified by the FSC®, grown under forest-friendly management.</p>	
Green Vision	<p>IT Su richiesta, legno di teak certificato FSC® (Forest Stewardship Council) di alta qualità proveniente da piantagioni controllate e certificate dall'organismo della gestione forestale responsabile.</p>	<p>IT Su richiesta, legno di teak certificato FSC® (Forest Stewardship Council) di alta qualità proveniente da piantagioni controllate e certificate dall'organismo della gestione forestale responsabile.</p>	
Plus		<p>EN The paint makes the wood impermeable to the absorption of impurities and liquids, meaning less prone to staining.</p>	
Plus		<p>IT La verniciatura rende il legno impermeabile all'assorbimento di impurità e liquidi, quindi meno soggetto a macchie.</p>	


Wood, Legno



Natural

	Iroko Natural
Appearance	<p>EN Type of particularly hard, yellowish-brown wood sometimes streaked after maturing, which comes from the forests of the countries of equatorial Africa and South America.</p>
Aspetto	<p>IT Tipologia di legno particolarmente duro, di colore giallo-bruno, talvolta variegato dopo la stagionatura, che proviene dalle foreste dei paesi dell'Africa equatoriale e America del Sud.</p>
Green Vision	<p>EN Also available with FSC®certification.</p>
Green Vision	<p>IT Disponibile anche con certificazione FSC®.</p>
Quality	<p>EN Highly resistant to changes in temperature, humidity and atmospheric agents.</p>
Qualità	<p>IT Molto resistente alle variazioni di temperatura, all'umidità e agli agenti atmosferici.</p>

	Iroko Painted
Performance	<p>EN iroko wood undergoes a multi-stage varnishing cycle, which gives the product its colour and makes it more waterproof and weather-resistant.</p>
Performance	<p>IT Il legno di iroko è sottoposto a un ciclo di verniciatura in più fasi, che conferiscono il colore al prodotto e ne aumentano le caratteristiche di impermeabilità e resistenza agli agenti atmosferici.</p>
Appearance	<p>EN Varnishing with a visible grain does not completely cover the wood, but brings out its natural beauty.</p>
Aspetto	<p>IT La verniciatura con vena a vista non copre completamente il legno, ma esalta la naturalezza del materiale.</p>



Olive

Orange

Blue

Metal, Metallo



Smoke



Milk



Rust

	Metal, Metallo
Performance	EN Stainless steel 304 and aluminium are highly resistant against weather. The thermoset electrostatic powder coating offers additional protection from corrosion.
Performance	IT L'acciaio inox 304 e l'alluminio sono molto resistenti agli agenti atmosferici. La verniciatura a polveri elettrostatiche termoindurenti conferisce ai prodotti un'ulteriore protezione dalla corrosione.
Appearance	EN Embossing and coloured finishes give the metal naturalness and versatility of usage.
Aspetto	IT La goffratura superficiale e la scelta cromatica delle finiture conferiscono naturalezza e trasversalità di utilizzo a un materiale tecnico come il metallo.
Green Vision	EN Increasingly, RODA uses aluminium for the production of its furniture. Aluminium can be infinitely recycled without losing quality.
Green Vision	IT L'alluminio viene sempre più spesso utilizzato per la produzione degli arredi RODA: un materiale riciclabile all'infinito, senza perdita di qualità.



Stainless Steel

Polyurethane Resin, Resina Poliuretanic



Mole



Grey

	Polyurethane Resin, Resina Poliuretanic
Quality	EN The polyurethane resin HiREK® is optimal for use on high-quality outdoor furniture thanks to its structural characteristics, mechanical properties and resistance against UV rays and weathering.
Qualità	IT La resina poliuretanic HiREK®, grazie alle sue caratteristiche strutturali, alle proprietà meccaniche e alla resistenza ai raggi UV, ha un ottimo impiego nella realizzazione di arredi di alta qualità per esterni.
Green Vision	EN HiREK® resin is 100% made in Italy and completely recyclable.
Green Vision	IT HiREK® è 100% made in Italy e totalmente riciclabile.


Cork, Sughero



Cork, Sughero


Quality	EN Reconstituted black cork with unique compactness and texture thanks to the way its natural resin maintains the granules united.
Qualità	IT Sughero bruno caratterizzato da compattezza e matericità uniche, grazie alle resine originarie che mantengono uniti i suoi granuli.
Performance	EN This is a sustainable, high-quality material. Lengthy exposure to direct sunlight may result in a natural fading of the cork's brown colour.
Performance	IT Materiale sostenibile di qualità superiore. L'esposizione diretta e prolungata alla luce del sole può generare una decolorazione naturale.
Green Vision	EN The cork used is 100% natural, obtained through an environmentally sound process. Production offcuts become biomass fuel that provides the cork factory with green energy.
Green Vision	IT Il sughero utilizzato è naturale al 100%, ottenuto da una produzione ecosostenibile: gli scarti della sua lavorazione diventano biomassa e sopperiscono al fabbisogno energetico con un processo del tutto green.

Belts, Cinghie



	Belts/Recycled Belts, Cinghie/Cinghie Riciclate
Quality Qualità	<p>EN Belts of different widths are made of double-twisted polyester or acrylic yarn. Colourfast, durable and hard-wearing. The mounting of the strapping is entirely manual Italian handcraft.</p> <p>IT Le cinghie, di varie dimensioni, sono realizzate con un doppio filo ritorto in fibra di poliestere o acrilico; hanno un'elevata solidità del colore alla luce, alta tenacità e resilienza. La cinghiatura è una lavorazione realizzata completamente a mano, in Italia.</p>
Appearance Aspetto	<p>EN A cotton-like finish gives webbing a natural look and a pleasant feel.</p> <p>IT La finitura cotoniera conferisce una particolare morbidezza e piacevolezza al tatto.</p>
Green Vision	<p>EN Recycled belts are regenerated from fabrication offcuts. The process to make them uses less water, less chemicals, and emits less carbon dioxide than producing them new. They are composed of a core of 100% recycled PES plastic and a covering of recycled acrylic fibre.</p> <p>IT Le cinghie riciclate sono rigenerate dal recupero di materiali di produzione attraverso un processo che riduce l'utilizzo di acqua e additivi chimici ed emette meno CO₂: sono composte da un'anima di PES 100% riciclato e da un rivestimento in fibra di acrilico riciclato.</p>

Recycled Belts, Cinghie Riciclate



Padded Belts, Cinghie Imbottite



	Padded Belts, Cinghie Imbottite
Appearance Aspetto	<p>EN Recycled acrylic threads – of different colours – create a knit with a soft cottony finish.</p> <p>IT La maglia tubolare esterna è formata dall'intreccio di fili di acrilico riciclato – di diverso colore – con una morbida mano cotoniera.</p>
Performance Performance	<p>EN The padding is specifically made for outdoor use. Non-absorbent water-draining polyester ensures softness, comfort and rapid drying. The outer knit and the inner padding combine to offer great comfort.</p> <p>IT L'imbottitura è adatta alla permanenza in esterno; è composta da un fiocco di poliestere idro-drenante che assicura morbidezza e una rapida asciugatura. Il tubolare esterno e l'imbottitura garantiscono grande comfort.</p>

Cords, Corde



Grey Ø 3 mm Sand Ø 3 mm Brown Ø 3 mm Orange Ø 3 mm Blue Ø 3 mm



Olive Ø 3 mm Sky Ø 3 mm Tobacco Ø 3 mm



Grey Ø 7 mm Sand Ø 7 mm Brown Ø 7 mm Orange Ø 7 mm Blue Ø 7 mm



Olive Ø 7 mm Sky Ø 7 mm Tobacco Ø 7 mm

Recycled Cords, Corde Riciclate



Stone Ø 3 mm Clay Ø 3 mm Mint Ø 3 mm Rose Ø 3 mm Teal Ø 3 mm



Stone Ø 7 mm Clay Ø 7 mm Mint Ø 7 mm Rose Ø 7 mm Teal Ø 7 mm

	Corde, Cords
Quality Qualità	<p>EN Cording is made of double-twisted polyester or acrylic yarn. Colourfast, durable and hard-wearing.</p> <p>IT Le corde sono realizzate con un doppio filo ritorto in fibra di poliestere o acrilico; hanno un'elevata solidità del colore alla luce, alta tenacità e resilienza.</p>
Appearance Aspetto	<p>EN Diameters are 3 or 7 millimetres. Their cotton-like finish gives them a natural look and a pleasant feel.</p> <p>IT Le corde hanno un diametro di 3 o 7 mm. La finitura cotoniera conferisce una particolare morbidezza e piacevolezza al tatto.</p>
Green Vision	<p>EN Recycled cording is regenerated from fabrication offcuts. The process to make it uses less water, less chemicals, and emits less carbon dioxide than producing them new. They are composed of a core of 100% recycled PES plastic and a covering of recycled acrylic fibre.</p>
Green Vision	<p>IT Le corde riciclate sono rigenerate dal recupero di materiali di produzione attraverso un processo che riduce l'utilizzo di acqua e additivi chimici ed emette meno CO₂: sono composte da un'anima di PES 100% riciclato e da un rivestimento in fibra di acrilico riciclato.</p>

Batyline



	Batyline
Appearance Aspetto	<p>EN This versatile, structural technical fabric offers durability and sober elegance. The flexible weave makes for extremely comfortable seating. Soft to the touch.</p> <p>IT Tessuto strutturale versatile e pratico. Resistente, sobrio ed elegante alla vista. È caratterizzato da una grande flessibilità che rende le sedute estremamente comode e da una morbidezza tessile al tatto.</p>
Performance Performance	<p>EN Special construction makes the fabric resistant to wear and tear. Sag resistant. Non absorbent. Quick drying.</p> <p>IT La sua particolare costruzione lo rende molto resistente agli agenti atmosferici e agli strappi e garantisce un'ottima stabilità dimensionale. Non assorbe umidità e si asciuga rapidamente.</p>
Plus Plus	<p>EN For the collections Guest and Surfer, Batyline is certified for fire safety by the International Maritime Organisation. High-performance fire-resistance make it suited for use in public spaces.</p> <p>IT Nella versione certificata IMO (International Maritime Organisation), disponibile solo per le collezioni Guest e Surfer, è caratterizzato da alte prestazioni di resistenza al fuoco che lo rendono particolarmente idoneo agli utilizzi negli spazi collettivi.</p>

3D Net, Rete 3D



Grey

	3D Net, Rete 3D
Quality Qualità	<p>EN Structural fabric with a sophisticated technical appearance. Its three-dimensional volume makes it cushiony and comfortable.</p> <p>IT Tessuto strutturale dall'aspetto tecnico e sofisticato; il volume tridimensionale lo rende soffice e confortevole.</p>
Performance Performance	<p>EN Water-draining. Breathable. No water is trapped, allowing the furniture to dry rapidly.</p> <p>IT La rete 3D è estremamente drenante e traspirante, così da garantire un rapido passaggio dell'acqua e una veloce asciugatura.</p>
Green Vision Green Vision	<p>EN Resilient. Colourfast and weatherproof, 3D Net means the furniture can be used without fabric covers.</p> <p>IT La resilienza e l'elevata solidità del colore alla luce e alle intemperie permettono di utilizzare i prodotti confezionati con rete 3D anche senza le fodere in tessuto.</p>

Canvas



Sand



Green

Blue

	Canvas
Appearance Aspetto	<p>EN All-cotton structural fabric. Waterproofed with Teflon, meaning the natural fibres retain their softness and freshness.</p> <p>IT Tessuto strutturale in puro cotone. È impermeabilizzato mediante teflonatura, trattamento che permette di mantenere la morbidezza e la freschezza proprie della fibra naturale.</p>
Plus Plus	<p>EN The canvas is trimmed with leather, creating a pleasant contrast with the cotton fabric. The canvas is 100% made in Italy.</p> <p>IT Il canvas è impreziosito da un profilo in pelle che crea un gradevole contrasto con la semplicità del tessuto. È 100% made in Italy.</p>

Stone, Pietre



Farsena



Carrara Marble



Luna



Simplon White

Stone, Pietre	
Appearance	^{EN} Natural stone selected by RODA is unique in its veining, making each piece unique.
Aspetto	^{IT} Le pietre selezionate da RODA sono naturali, dunque uniche. Eventuali cristalli o fiammature sono peculiarità di ogni singola pietra.
Performance	^{EN} Stone tabletops receive a light anti-stain sealer. This can be renewed every year with a specific stone and concrete protector. Application of such products may darken the stone's colour.
Performance	^{IT} I piani di pietra hanno un leggero trattamento anti-macchia che può essere ripristinato ogni anno con l'utilizzo di un prodotto di protezione adeguato (come lo "Stone and Concrete Protector"). L'applicazione del trattamento può far assumere alla pietra una tonalità leggermente più scura.

Concrete, Cemento



Grey

Concrete, Cemento	
Appearance	^{EN} Solid yet refined in its finish. Formed by the pouring of calcium aluminate and calcium silicate in a monobloc mould.
Aspetto	^{IT} Materiale solido e dalla finitura raffinata. È formato dalla miscela di silicati e alluminati di calcio, modellato mediante uno stampo monoblocco.
Plus	^{EN} The grit already present in the cement is visually emphasised by light sanding. The obtained surface is then treated with a water- and oil-repellent to improve weather-resistance.
Plus	^{IT} La graniglia, già presente nel cemento, affiora in superficie in grazie a una leggera levigatura del piano. La superficie levigata è poi trattata con un trattamento idro-oleo repellente che ne aumenta l'impermeabilizzazione.

Sintered Stone, Pietra Sinterizzata



Lapitec® Mole Sintered Stone

Sintered Stone, Pietra Sinterizzata	
Appearance	^{EN} Sintered stone is made of minerals heated to form a solid impenetrable mass with the finishes and colours of natural stone.
Aspetto	^{IT} La pietra sinterizzata unisce le potenzialità del porcellanato tecnico con finiture e colori tipici della pietra naturale.
Performance	^{EN} The non-porous surface cannot be scratched, burned or stained. Resistant to mould and bacteria. Durable, weatherproof, shock-proof. Unaffected by UV rays, acid, alkali, fire and frost.
Performance	^{IT} La superficie non assorbe e non si macchia. È un prodotto incorruttibile dal tempo, dagli agenti atmosferici e dai raggi UV; è inattaccabile da acidi e solventi, muffe e batteri; è resistente all'urto e all'abrasione, incombustibile e non gelivo.
Green Vision	^{EN} Lapitec® sintered stone slabs contain neither resin nor petroleum derivatives.
Green Vision	^{IT} La struttura della pietra sinterizzata a "tutta massa" Lapitec® non comporta l'uso di resine e derivati del petrolio.


Glazed Gres (stoneware), Gres Smaltato



Ice




Water



Forest



Storm



Sapphire

Glazed Gres, Gres Smaltato	
Quality	^{EN} Glazed stoneware is an exclusive, high-quality material. Fired twice during enamelling, the material's original characteristics remain unchanged, but its surface is more delicate than matt stoneware.
Qualità	^{IT} Materiale esclusivo e pregiato; le due cotture a cui è sottoposto lo smalto superficiale non alterano le caratteristiche originali del materiale, ma lo rendono più delicato rispetto al gres tradizionale.
Appearance	^{EN} Stoneware glossy finish gives depth to colour, and makes for a refined, characterful tabletop surface.
Aspetto	^{IT} La finitura lucida del gres ne esalta i colori, donando ulteriore raffinatezza e carattere ai piani di tavoli e tavolini.
Plus	^{EN} The enamelled finish is a handcrafted process that calls for a first firing of the glaze and a second phase of vitrification. This specific manufacturing process may produce slight differences in colour.
Plus	^{IT} La finitura smaltata è frutto di una lavorazione artigianale che prevede un primo processo di smaltatura e una seconda fase di vetrificazione; questo particolare processo produttivo può dare origine a sfumature e differenze cromatiche tra le piastrelle.

Gres (Stoneware)



Sand

Mole

Lead

	Gres (Stoneware)
Appearance Aspetto	<p>EN Matt stoneware is given neutral colours, pleasantly tranquil and refined.</p> <p>IT La finitura opaca del gres si declina in sfumature di colore dai toni neutri, sobri e raffinati. Il grande formato permette l'utilizzo di lastre uniche, senza fughe, anche su tavoli di ampie dimensioni, contenute da una cornice di metallo o legno.</p>
Performance	<p>EN Composed of pure ingredients compacted at high temperatures, without the addition of synthetic resin. Non-porous, shock-absorbent and resistant to bending. Frostproof and impermeable. 100% made in Italy.</p>
Performance	<p>IT Grazie all'utilizzo di materiali puri compattati tra loro ad alte temperature, senza l'aggiunta di resine sintetiche, il gres risulta molto resistente agli urti e alla flessione. La superficie non porosa lo rende un materiale non gelivo e non assorbente. 100% made in Italy.</p>
Green Vision Green Vision	<p>EN Selected by RODA for its sustainable qualities. Its innovative recipe is based on 70% recycled material.</p> <p>IT Un materiale selezionato da RODA perché attento alla sostenibilità, grazie a una ricetta innovativa che può accogliere più del 70% di materiale riciclato.</p>

Gres



Natural

	Gres
Appearance Aspetto	<p>EN Modern, matt and textured, neutral-coloured and versatile finish.</p> <p>IT Finitura moderna, opaca e materica, dal colore neutro e versatile.</p>
Performance	<p>EN Solid, robust and with a compact structure. The thickness and finish of the edge allow for transversal use on many tables and coffee tables.</p>
Performance	<p>IT Solido, robusto e con una struttura compatta. Lo spessore e la finitura del bordo consentono un utilizzo trasversale su molti tavoli e tavolini.</p>
Green Vision Green Vision	<p>EN Material made without polluting emissions and with total recycling of raw waste and wastewater.</p> <p>IT Materiale realizzato in assenza di emissioni inquinanti e con il totale recupero di scarti crudi e acque reflue.</p>

Curtains, Tende



White



Grey


	White	Grey
Quality	<p>EN Trevira CS is a flame-retardant polyester fabric with a soft, fresh handle. Withstands wear and tear.</p>	<p>EN 100% acrylic fabric with high resistance to wear and tear. Colourfast against UV rays.</p>
Qualità	<p>IT Tessuto in poliestere Trevira CS, dalla mano morbida e fresca. Ha proprietà ignifughe ed elevata resistenza alle sollecitazioni.</p>	<p>IT Tessuto 100% acrilico che garantisce alta resistenza meccanica ed elevata stabilità del colore ai raggi UV.</p>

Canatex



Sand

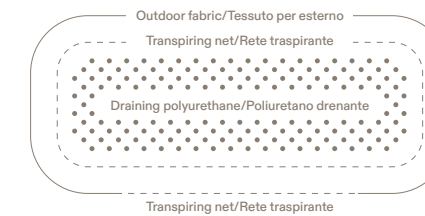
	Canatex
Quality	<p>EN Technical fabric with polyester base. Resists wear and tear. Colourfast against UV rays. Sag resistant.</p>
Qualità	<p>IT Tessuto tecnico con base di poliestere; presenta elevata resistenza meccanica e forte stabilità del colore ai raggi del sole.</p>
Appearance	<p>EN Contains hemp fibres, making furniture look natural, matt and light. This is emphasised by neutral colours and the transparency of the membrane.</p>
Aspetto	<p>IT La percentuale di canapa contenuta nel Canatex dona agli arredi un appeal naturale e leggero, enfatizzato dalle nuance sobrie e dalla trasparenza della texture.</p>



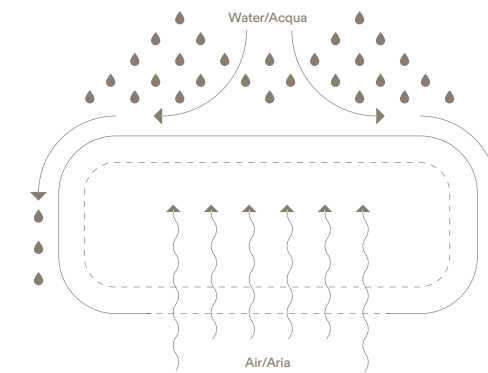
Hydro Draining Technology

Seat Seduta

Composition
Composizione




Flow graph
Grafico di flusso

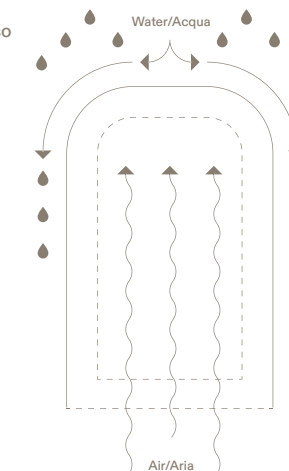


Back Schienale

Composition
Composizione



Flow graph
Grafico di flusso



Hydro Draining Cushions Cuscini Idrodrenanti

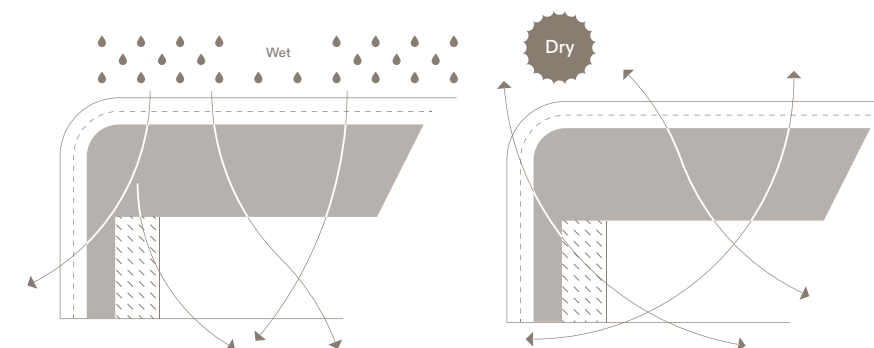
EN The hydro-draining technology used for RODA cushions leads to padding that lets the water run out easily and quickly. Abundant inner-cushion air circulation is another factor that promotes swift, complete drying to avoid mildew and deterioration. Hydro-draining padding uses open-cell polyurethane enclosed in breathable mesh. In particular, the backrest cushions' padding is enveloped by a technical mesh that divides the fibre into sections to obtain variable densities. This inner structure improves comfort and holds its shape over time. The underside of the seat and backrest cushions is equipped with mesh that encourages water to drain out and air to flow in.

IT La tecnologia idrodrenante applicata ai cuscini RODA si basa sulla capacità dei materiali utilizzati di drenare velocemente l'acqua e di consentire un veloce e abbondante ricircolo di aria. In questo modo si ottiene un'asciugatura rapida e completa dell'imbottito, evitando il deterioramento del prodotto e la comparsa di muffe. I cuscini idrodrenanti sono realizzati con un'imbottitura drenante a cella aperta, avvolta da una rete traspirante; in particolare, l'imbottitura dei cuscini di schienale è racchiusa da un involucro di rete tecnica che divide la fibra in diverse "camere" per ottenere densità variabili; questa struttura interna favorisce il comfort e il mantenimento del volume nel tempo. La parte inferiore dei cuscini di seduta e di schienale prevede una rete che consente la fuoriuscita dell'acqua e il passaggio dell'aria all'interno del cuscino.

Hydro Draining Technology applied to the upholstered collections Tecnologia Idrodrenante applicata alle collezioni imbottite

EN The upholstered RODA furniture collections feature high-performance breathability and water-draining capacity. Maximum levels of effectiveness are reached by combining open-cell polyurethane of different densities in a way that makes water travel out immediately while ensuring soft comfort and support. Three-dimensional netting envelopes the fast-drying padding of some collections, offering great aesthetics: the furniture has finished, handsome appearances and can be used even without fabric slip-covers. The frames supporting the cushions are generally made of powder-coated aluminium, meaning they are light-weight, robust and weather-resistant.

IT Le collezioni imbottite approfondiscono il concetto di traspirabilità dei cuscini idrodrenanti, portandolo al massimo livello di complessità ed efficienza, combinando poliuretani a cella aperta di differenti densità, per consentire il drenaggio dell'acqua e assicurare un perfetto comfort di seduta. La rete 3D, che riveste e contiene l'imbottitura drenante di alcune collezioni, conferisce un aspetto gradevole e completo al prodotto, anche in assenza della fodera tessile. Le strutture, su cui vengono applicati gli imbottiti, sono generalmente prodotte in alluminio verniciato a polvere, per garantire maggiore leggerezza, robustezza e totale resistenza agli agenti atmosferici.



Dew

Cat. 1 – Hydro 1
100% Acrylic




Dew T27 Steel

Dew T28 Sand

Dew T31 White

Dew T36 Mole




Dew T37 Gun

Dew T43 Sky

Dew T44 Kiwi

Dew T45 Lime



Dew T57 Rust

Dew T58 Denim

Dew T59 Navy

Shore

Cat. 1 – Hydro 1
100% Acrylic



Shore S21 White

Shore S25 Steel

Shore S26 Stone

Shore S23 Sand



Shore S28 Nut

Shore S33 Rust

Shore S35 Olive

Shore S36 Navy

ECO (Recycled)

Cat. 1 – Hydro 1
50% Recycled Acrylic
47% Acrylic
3% Polyester



Eco C01 Graphite

Eco C02 Stone

Eco C03 Sand

Eco C04 Rust



Eco C05 Mint


Eco C06 Grass

Eco C07 Navy

Eco C08 Denim

Weave

Cat. 2 – Hydro 2
100% Acrylic




Weave W21 White

Weave W22 Ivory

Weave W23 Sand

Weave W25 Tobacco




Weave W26 Mole

Weave W27 Graphite

Oxford

Cat. 2 – Hydro 2
100% Acrylic



Oxford G01 Mole

Oxford G02 Kiwi

Oxford G03 Rust


Oxford G04 Peacock



Oxford G05 Black

Lane

Cat. 2 – Hydro 2
99% Acrylic
1% Polyamide



Lane L01 Mole/Sand

Lane L02 Curry/Sand

Lane L03 Grass/Sky

Lane L05 Black/Sand




Lane L09 Steel/Sand

Lane L10 Stone/Mole

Park

Cat. 2 – Hydro 2
99% Acrylic
1% Polyamide




Park K01 Sand

Park K02 Mole

Park K03 Curry

Park K04 Sky




Park K05 Grass

Park K06 Navy

Park K08 White

Park K09 Steel




Park K10 Stone

Park K12 Ice

Twist (Recycled)

Cat. 2 – Hydro 2
87% Acrylic
13% Polyester



Twist R01 Stone


Twist R02 Mint

Twist R03 Teal

Twist R04 Rose

Domino

Cat. 2 – Hydro 2
90% Acrylic
10% Polyester




Domino M01 Grey

Domino M02 Sand

Domino M03 Rust

Domino M04 Grass



Domino M05 Sky

Domino M06 Blue

EN RECYCLED FABRICS High-quality ecological acrylic yarns obtained by upcycling fabric offcuts from the awning industry. Composed of 50% recycled acrylic fibre, these textiles are generated through an innovative process that uses less water, less chemicals, and emits less carbon dioxide than producing them new.

IT TESSUTI RICICLATI Filati acrilici ecologici di alta qualità, ottenuti – grazie ad un innovativo processo di up-cycling – dagli scarti generati dall'industria delle tende da sole. Composti al 50% da fibre riciclate, vengono generati da una lavorazione che utilizza meno acqua e prodotti chimici, oltre a emettere meno CO₂.

Photography
Andrea Ferrari
Styling and fabric selection
Maria Gabriella Zecca
Graphic design
Multi Form
Post production
Erica Fadini
Copywriting
Elisa Testori
Reportage photography
p. 368-376
Mattia Balsamini
Printed in Italy
Intergrafica Verona
11.2023

In collaboration with
Gordon Guillaumier
Maria Gabriella Zecca

Acknowledgments
Alessi
Ceramiche I.M.A.
Claywa, Marta Cazzaniga
Elena Satta
Essent'ial
Inmagine
Italtessil
Kiasmo
KnIndustrie
Laboratorio Pesaro
Martina Geroni
Martinelli Luce
Modo Luce
NCB Architettura
Once Milano
Quelledueli
Roberto Sironi
Rina Menardi
Sambonet
Shop Saman
Stelton
Tacchini Italia Forniture
Thalassa Home
Waiting for the Bus

Ask for our FSC® certified products
Richiedi i nostri prodotti certificati FSC®



RODA SRL

via Tinella 2
21026 Gavirate (VA) Italy
T. +39 0332 74 86
contact@rodaonline.com
rodaonline.com

RODA





